



Feed-through terminal, Screw connection, Mounting type: Mounting rail TS 35/7.5 and TS 32, Rated cross-section: 4 mm<sup>2</sup>, Width: 6 mm, Colour: Black

**RAL:** 9005

### Business data

Article number	1001.4
Article name	RK 2,5-4 BK
GTIN (EAN)	4044211000301
Packaging unit	100
Quantity unit	PC
Weight per piece (not including packaging)	9.8 g
Weight per piece (including packaging)	10.42 g
Unit of weight	G
Customs number	85369010
Country of origin	CZ
Prio-Article	1001.2
Product description	Feed-through terminal

# Data sheet

## 1001.4 RK 2,5-4 BK

### Technical data

#### Dimensions

Length	48 mm
Width	6 mm
Height TS 35/7.5	47 mm
Height TS 32	51.5 mm

#### Ratings

Rated voltage	800 V
Rated current	32 A
Rated cross-section	4 mm <sup>2</sup>
Rated impulse voltage	8 kV
Overvoltage category	III
Contamination degree	3
Maximum power dissipation for nominal condition	1.02 W

#### Connection data

Connection principle	Screw connection
Connection position	Lateral
Connections	2
Number of terminals per level	2
Number of levels	1
Wire cross-section single-core (rigid) / stranded, min.	0.2 mm <sup>2</sup>
Wire cross-section single core (rigid)/stranded, max.	6 mm <sup>2</sup>
Wire cross-section stranded, min.	0.2 mm <sup>2</sup>
Wire cross-section stranded, max.	6 mm <sup>2</sup>
Wire cross-section stranded with wire-end ferrules, min.	0.2 mm <sup>2</sup>
Wire cross-section stranded with wire-end ferrules, max.	4 mm <sup>2</sup>
Wire cross-section AWG, min.	22
Wire cross-section AWG, max.	11
Stripping length	12 mm
Screw head	Slotted
Screw threading	M 3
Tightening torque, min.	0.5 Nm
Tightening torque, max.	1 Nm

# Data sheet

## 1001.4 RK 2,5-4 BK

---

### Technical data

---

#### Materials

Insulation housing	Polyamide 6.6
Flammability class UL 94	V-2
Working temperature, min.	-40 °C
Working temperature, max.	105 °C

#### Further technical data

Mounting type	Mounting rail TS 35/7.5 and TS 32
Gauge plug acc. to EN 60 947-1	A4
Number of cross-connection channels	1
End plate required	✓
Number of test pick-off options	1

#### Environmental Product Compliance

REACH Conform	yes
REACH Reference date	2023-06-14, 2024-01-23
REACH Candidate Substance Note	No
RoHS Conform	yes

### Approvals

#### Standards and regulations

EAC approval	TR ZU 004/2011
--------------	----------------

EAC approval granted	yes
----------------------	-----

#### CSA approval

CSA approval	C22.2 No 158
--------------	--------------

CSA approval granted	yes
----------------------	-----

CSA Usegroup C: rated voltage	600 V
-------------------------------	-------

CSA Usegroup C: rated current	40 A
-------------------------------	------

CSA wire cross-section AWG, min.	22
----------------------------------	----

CSA wire cross-section AWG, max.	10
----------------------------------	----

CSA stripping length	12 mm
----------------------	-------

CSA torque, max.	1 Nm
------------------	------

CSA torque, min.	0.5 Nm
------------------	--------

CSA File Number	042110_0_000
-----------------	--------------

#### KEMA KEUR approval

KEMA KEUR approval	EN 60947-7-1:2009
--------------------	-------------------

KEMA KEUR approval granted	yes
----------------------------	-----

KEMA rated voltage	800 V
--------------------	-------

KEMA rated current	32 A
--------------------	------

KEMA rated impulse voltage	6 kV
----------------------------	------

KEMA wire cross-section single core (rigid), min.	0.2 mm <sup>2</sup>
---	---------------------

KEMA wire cross-section single-core (rigid), max.	4 mm <sup>2</sup>
---	-------------------

KEMA wire cross-section stranded, min.	0.2 mm <sup>2</sup>
--	---------------------

KEMA wire cross-section stranded, max.	4 mm <sup>2</sup>
--	-------------------

KEMA torque, min.	0.5 Nm
-------------------	--------

KEMA torque, max.	1 Nm
-------------------	------

### Approvals

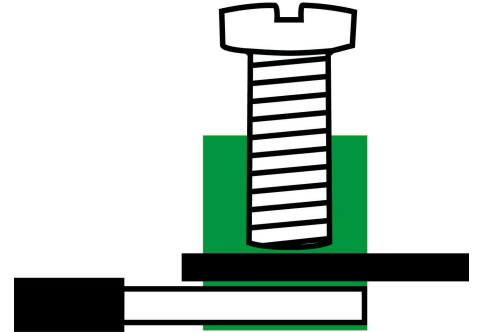
#### UL Recognized

UL approval	UL 1059
UL Usegroup C: rated voltage	600 V
UL Usegroup C: rated current	30 A
UL wire cross-section single-core (rigid) AWG, min.	22
UL wire cross-section single-core (rigid) AWG, max.	10
UL wire cross-section stranded AWG, min.	22
UL wire cross-section stranded AWG, max.	10
UL torque	7.3 Lb In
UL wire material	Cu
UL factory wiring	1
UL field wiring	1
UL File Number	E95701
UL Recognized	1

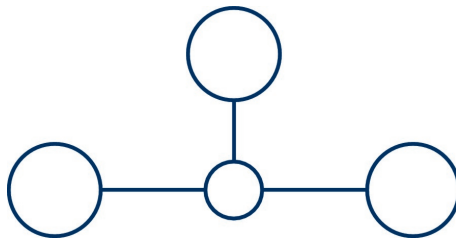
#### German Lloyd approval

DNV GL Certificate number	TAE000014T
DNV GL Location Classes	Temperature: B, Humidity: B, Vibration: A
DNV GL approval granted	1
DNV GL rated cross-section	4 mm <sup>2</sup>
DNV GL rated current	34 A
DNV GL rated voltage	750 V
DNV GL test standard	IEC 60947-7-1:2002

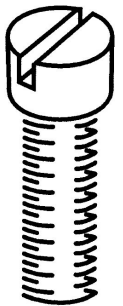
Media



EAC



M3



### Accessories

#### Cover



Cover, Length: 24 mm, Width: 24 mm, Colour: Yellow

Article number	Article name	GTIN (EAN)	Packaging unit
<u>2494.0</u>	AD 4/24/B/E YE	4044211052959	50 ST



Cover, Length: 24 mm, Width: 24 mm, Colour: Yellow

Article number	Article name	GTIN (EAN)	Packaging unit
<u>2011.0</u>	AD 4/24/B YE	4044211048143	50 ST



Cover, Length: 24 mm, Width: 20 mm, Colour: Yellow

Article number	Article name	GTIN (EAN)	Packaging unit
<u>2493.0</u>	AD 4/24/B/E YE	4044211052942	50 ST



Cover, Length: 26.5 mm, Width: 6 mm, Colour: Yellow

Article number	Article name	GTIN (EAN)	Packaging unit
<u>2953.0</u>	AD 1/6/B YE	4044211056810	50 ST



Cover, Length: 26.5 mm, Width: 6 mm, Colour: White

Article number	Article name	GTIN (EAN)	Packaging unit
<u>2965.0</u>	AD 1/6 WH	4044211056940	50 ST




Cover, Length: 24 mm, Width: 20 mm, Colour: Yellow

Article number	Article name	GTIN (EAN)	Packaging unit
<u>2079.0</u>	AD 4/24/B YE	4044211048877	50 ST

#### End plate

# Data sheet


## 1001.4 RK 2,5-4 BK



End plate, Width: 1.5 mm, Colour: Beige

Article number	Article name	GTIN (EAN)	Packaging unit
<u>2001.2</u>	AP 2,5-10 BG	4044211047979	50

### End stop



End stop, Mounting type: Mounting rail TS 35/7.5, Width: 9.5 mm, Colour: Beige


Article number	Article name	GTIN (EAN)	Packaging unit
<u>2828.0</u>	ES 35/K/ST BG	4044211055547	50



End stop, Mounting type: Mounting rail TS 35/7.5, Width: 7.5 mm, Colour: Beige

Article number	Article name	GTIN (EAN)	Packaging unit
<u>2005.2</u>	ES 35 BG	4044211048082	50

### Cross-connector



Cross-connector, No. of poles: 3, Mounting type: Can be screwed on, Width: 17 mm, Rated cross-section: 4 mm<sup>2</sup>, Colour: natural

Article number	Article name	GTIN (EAN)	Packaging unit
<u>2020.0</u>	Q 3	4044211048235	50 ST



Cross-connector, No. of poles: 2, Mounting type: Can be screwed on, Width: 10.9 mm, Rated cross-section: 4 mm<sup>2</sup>, Colour: natural

Article number	Article name	GTIN (EAN)	Packaging unit
<u>2019.0</u>	Q 2	4044211048228	50 ST



Cross-connector, No. of poles: 4, Mounting type: Can be screwed on, Width: 23.1 mm, Rated cross-section: 4 mm<sup>2</sup>, Colour: natural

Article number	Article name	GTIN (EAN)	Packaging unit
<u>2021.0</u>	Q 4	4044211048242	20 ST



### Cross-connector



Cross-connector, No. of poles: 10, Mounting type: Can be screwed on, Width: 59.7 mm, Rated cross-section: 4 mm<sup>2</sup>, Colour: natural

Article number	Article name	GTIN (EAN)	Packaging unit
<u>2022.0</u>	Q 10	4044211048259	10 ST

### Insulated cross-connector



Insulated cross-connector, No. of poles: 4, Mounting type: Can be screwed on, Width: 21.9 mm, Colour: Yellow

Article number	Article name	GTIN (EAN)	Packaging unit
<u>2742.2</u>	QI 4 YE	4044211054823	20 ST




Insulated cross-connector, No. of poles: 10, Mounting type: Can be screwed on, Width: 59.7 mm, Colour: Yellow

Article number	Article name	GTIN (EAN)	Packaging unit
<u>2743.2</u>	QI 10 YE	4044211054830	10 ST



Insulated cross-connector, No. of poles: 2, Mounting type: Can be screwed on, Width: 10.4 mm, Colour: Yellow

Article number	Article name	GTIN (EAN)	Packaging unit
<u>2740.2</u>	QI 2 YE	4044211054809	50 ST




Insulated cross-connector, No. of poles: 3, Mounting type: Can be screwed on, Width: 16.5 mm, Colour: Yellow

Article number	Article name	GTIN (EAN)	Packaging unit
<u>2741.2</u>	QI 3 YE	4044211054816	50 ST

### Quick marking

# Data sheet

## 1001.4 RK 2,5-4 BK



Terminal marker / Pocket Maxicard, Length: 5 mm, Width: 6 mm, Colour: White

Article number	Article name	GTIN (EAN)	Packaging unit
<u>4702.7</u>	PMC SB 6/50 WH	4044211089986	500 ST

### Screwdriver

Screwdriver with bare blade, Colour: Black-grey



Article number	Article name	GTIN (EAN)	Packaging unit
<u>1086.0</u>	SDB 0,6x3,5	4044211014797	1 ST

### Test adapters



Test adapter, Length: 37.3 mm, Pitch size: 6 mm, Colour: Beige

Article number	Article name	GTIN (EAN)	Packaging unit
<u>2813.0</u>	TA 6/1/ST	4044211055400	10 ST

### Insulation plate



Insulation plate, Colour: Beige

Article number	Article name	GTIN (EAN)	Packaging unit
<u>2003.2</u>	TRS 1 BG	4044211048068	100

### Partition plate



Partition plate, Width: 1.5 mm, Colour: Beige

Article number	Article name	GTIN (EAN)	Packaging unit
<u>2002.2</u>	TW 2,5-10 BG	4044211048044	50

---

### ##INVERSE##CONTA-CONNECT

---



Test adapter, Length: 37.3 mm, Pitch size: 6 mm, Colour: Beige

Article number	Article name	GTIN (EAN)	Packaging unit
<u>2813.0</u>	TA 6/1/ST	4044211055400	10 ST

---