

Double-level terminal with electronic components, Screw connection, Mounting type: Mounting rail TS 35/7.5 and TS 32, Rated cross-section: 4 mm<sup>2</sup>, Width: 12 mm, Colour: Beige

### Business data

Article number	<u>1024.2</u>
Article name	RKD 4/UV/60V BG
GTIN (EAN)	4044211005443
Packaging unit	50
Quantity unit	PC
Weight per piece (not including packaging)	20 g
Weight per piece (including packaging)	21.8 g
Unit of weight	G
Customs number	85369010
Country of origin	BG
Product description	Double-level terminals with electronic components
Colour	Beige

### Technical data

#### Dimensions

Length	60.2 mm
Width	12 mm
Height TS 35/7.5	61 mm
Height TS 32	65.5 mm

#### Ratings

Rated voltage	60 V
Rated current	10 A
Rated cross-section	4 mm <sup>2</sup>
Rated impulse voltage	6 kV
Overvoltage category	III
Contamination degree	3

#### Connection data

Connection principle	Screw connection
Connection position	Lateral
Number of terminals per level	2
Number of levels	2
Wire cross-section single-core (rigid) / stranded, min.	0.2 mm <sup>2</sup>
Wire cross-section single core (rigid)/stranded, max.	4 mm <sup>2</sup>
Wire cross-section stranded, min.	0.2 mm <sup>2</sup>
Wire cross-section stranded, max.	4 mm <sup>2</sup>
Wire cross-section stranded with wire-end ferrules, min.	0.2 mm <sup>2</sup>
Wire cross-section stranded with wire-end ferrules, max.	4 mm <sup>2</sup>
Wire cross-section AWG, min.	22
Wire cross-section AWG, max.	12
Stripping length	9 mm
Screw head	Slotted
Screw threading	M 3
Tightening torque, min.	0.5 Nm
Tightening torque, max.	1 Nm

---

### Technical data

---

#### Materials

Insulation housing	Polyamide 6.6
Flammability class UL 94	V-2
Working temperature, min.	-40 °C
Working temperature, max.	105 °C

#### Further technical data

Mounting type	Mounting rail TS 35/7.5 and TS 32
Varistor	✓
Gauge plug acc. to EN 60 947-1	A4
End plate required	✓

#### Environmental Product Compliance

REACH Conform	Yes
REACH Reference date	2024-06-27
REACH Candidate Substance Note	No
RoHS Conform	Yes

### Approvals

#### Standards and regulations

EAC approval	TR ZU 004/2011
--------------	----------------

EAC approval granted	yes
----------------------	-----

#### CSA approval

CSA approval	C22.2 No 158
--------------	--------------

CSA approval granted	yes
----------------------	-----

CSA Usegroup C: rated voltage	300 V
-------------------------------	-------

CSA Usegroup C: rated current	25 A
-------------------------------	------

CSA wire cross-section AWG, min.	22
----------------------------------	----

CSA wire cross-section AWG, max.	12
----------------------------------	----

CSA stripping length	9 mm
----------------------	------

CSA torque, max.	1 Nm
------------------	------

CSA torque, min.	0.5 Nm
------------------	--------

#### KEMA KEUR approval

KEMA KEUR approval	EN 60947-7-1:2009
--------------------	-------------------

KEMA KEUR approval granted	yes
----------------------------	-----

KEMA rated voltage	500 V
--------------------	-------

KEMA rated current	32 A
--------------------	------

KEMA rated impulse voltage	6 kV
----------------------------	------

KEMA wire cross-section single core (rigid), min.	0.2 mm <sup>2</sup>
---	---------------------

KEMA wire cross-section single-core (rigid), max.	4 mm <sup>2</sup>
---	-------------------

KEMA wire cross-section stranded, min.	0.2 mm <sup>2</sup>
--	---------------------

KEMA wire cross-section stranded, max.	4 mm <sup>2</sup>
--	-------------------

### Approvals

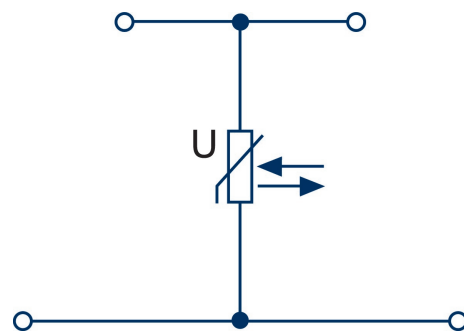
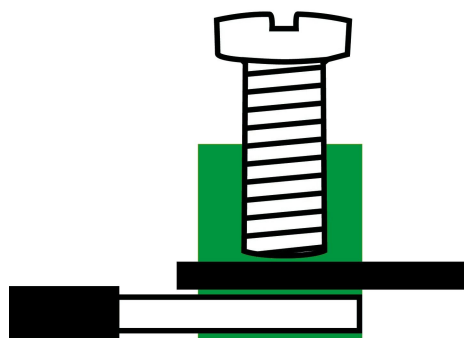
#### UL Recognized

UL approval	UL 1059
UL Usegroup C: rated voltage	300 V
UL Usegroup C: rated current	30 A
UL wire cross-section single-core (rigid) AWG, min.	22
UL wire cross-section single-core (rigid) AWG, max.	10
UL wire cross-section stranded AWG, min.	22
UL wire cross-section stranded AWG, max.	10
UL torque	7 Lb In
UL wire material	Cu
UL factory wiring	1
UL field wiring	1
UL Recognized	1

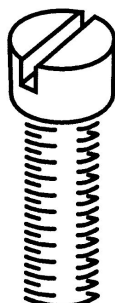
#### German Lloyd approval

DNV GL Location Classes	C
DNV GL approval granted	1
DNV GL rated cross-section	4 mm <sup>2</sup>
DNV GL rated current	34 A
DNV GL rated voltage	500 V
DNV GL test standard	IEC 60947-7-1:2002

### Media



**M3**



### Accessories

#### End plate



End plate, Width: 1.5 mm, Colour: Beige

Article number	Article name	GTIN (EAN)	Packaging unit
<u>2101.2</u>	AP 4 BG	4044211151652	20


#### Insulation plate



Insulation plate, Colour: Beige

Article number	Article name	GTIN (EAN)	Packaging unit
<u>2566.2</u>	TRS 3 BG	4044211053567	100 ST

#### End stop



End stop, Mounting type: Mounting rail TS 35/7.5, Width: 9.5 mm, Colour: Beige

Article number	Article name	GTIN (EAN)	Packaging unit
<u>2828.0</u>	ES 35/K/ST BG	4044211055547	50

#### Quick marking



Terminal marker / Pocket Maxicard, Length: 5 mm, Width: 6 mm, Colour: White

Article number	Article name	GTIN (EAN)	Packaging unit
<u>4702.7</u>	PMC SB 6/50 WH	4044211089986	500 ST

#### Screwdriver

## 1024.2 RKD 4/UV/60V BG

Screwdriver with bare blade, Colour: Black-grey



Article number	Article name	GTIN (EAN)	Packaging unit
<u>1086.0</u>	SDB 0,6x3,5	4044211014797	1 ST

### Socket plug

Socket plug, M 2.5, Colour: natural



Article number	Article name	GTIN (EAN)	Packaging unit
<u>2075.0</u>	STB 8,5/2,3	4044211048839	50 ST

### Test plug

Test plug, Colour: Red



Article number	Article name	GTIN (EAN)	Packaging unit
<u>2007.0</u>	PS 2,3	4044211048105	20 ST