

Fuse-disconnect terminal, Screw connection, Mounting type: Mounting rail TS 35/7.5 and TS 32, Rated cross-section: 4 mm², Width: 8 mm, Colour: Beige

Business data

Article number	<u>1078.2</u>
Article name	STK 2 BG
GTIN (EAN)	4044211013745
Packaging unit	100
Quantity unit	PC
Weight per piece (not including packaging)	10.4 g
Weight per piece (including packaging)	11.14 g
Unit of weight	G
Customs number	85369010
Country of origin	CZ
Prio-Article	1078.2
Product description	Fuse-disconnect terminal

Technical data

Dimensions

Length	51.4 mm
Width	8 mm
Height TS 35/7.5	43.5 mm
Height TS 32	39 mm

Ratings

Rated voltage (determined by the illuminated display and fuse being used)	500 V
Rated current (as fuse-disconnect terminal)	6,3 A
Rated cross-section	4 mm ²
Rated impulse voltage	4 kV
Overvoltage category	III
Contamination degree	3

Connection data

Connection principle	Screw connection
Connection position	Lateral
Connections	2 / extraction lever
Number of terminals per level	2
Number of levels	1
Wire cross-section single-core (rigid) / stranded, min.	0.2 mm ²
Wire cross-section single core (rigid)/stranded, max.	4 mm ²
Wire cross-section stranded, min.	0.2 mm ²
Wire cross-section stranded, max.	4 mm ²
Wire cross-section stranded with wire-end ferrules, min.	0.2 mm ²
Wire cross-section stranded with wire-end ferrules, max.	4 mm ²
Wire cross-section AWG, min.	22
Wire cross-section AWG, max.	12
Stripping length	9 mm
Screw head	Slotted
Screw threading	M 3
Tightening torque, min.	0.5 Nm
Tightening torque, max.	1 Nm

Technical data

Materials

Insulation housing	Polyamide 6.6
Flammability class UL 94	V-2
Working temperature, min.	-40 °C
Working temperature, max.	105 °C

Further technical data

Mounting type	Mounting rail TS 35/7.5 and TS 32
Fuse size	5 x 20 / 5 x 25 mm
Gauge plug acc. to EN 60 947-1	A4
End plate required	✓
Voltage fuse	250 V
Power loss in singular arrangement - overload and short-circuit protection, max.	1,6 / 6,3 W / A
Power loss in compound arrangement - overload and short-circuit protection, max.	1,6 / 6,3 W / A
Power loss in singular arrangement - only short-circuit protection, max.	4 / 6,3 W / A
Power loss in compound arrangement - only short-circuit protection, max.	2,5 / 6,3 W / A
Version of fuse holder	Swivelling
Version of fuse cartridge	G fuse 5 x 20 / 5 x 25

Environmental Product Compliance

REACH Conform	yes
REACH Reference date	2023-06-14, 2024-01-23
REACH Candidate Substance Note	No
RoHS Conform	yes

Approvals

CSA approval

CSA approval	C22.2 No 158
CSA approval granted	yes
CSA Usegroup C: rated voltage	500 V
CSA Usegroup C: rated current	6,3 A
CSA wire cross-section AWG, min.	22
CSA wire cross-section AWG, max.	12
CSA stripping length	9 mm
CSA torque, max.	1 Nm
CSA torque, min.	0.5 Nm

CSAus approval

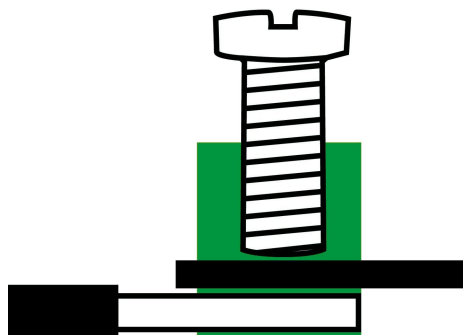
CSAus approval	UL 1059
CSAus approval granted	yes
CSAus Usegroup C: rated voltage	500 V
CSAus Usegroup C: rated current	6,3 A
CSAus wire cross-section AWG, min.	22
CSAus wire cross-section AWG, max.	12
CSAus stripping length	9 mm
CSAus torque, min.	0.5 Nm
CSAus torque, max.	1 Nm

Approvals

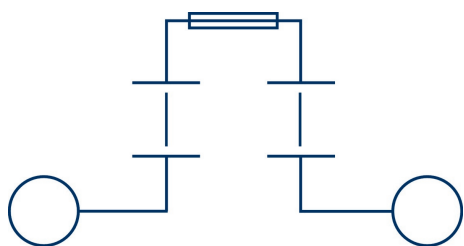
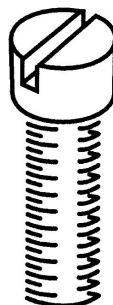
KEMA KEUR approval

KEMA KEUR approval	EN 60947-7-1:2009, EN 60947-7-3:2009
KEMA KEUR approval granted	yes
KEMA rated voltage	500 V
KEMA voltage fuse, max.	250 V
KEMA rated current	6,3 A
KEMA rated impulse voltage	4 kV
KEMA wire cross-section single core (rigid), min.	0.2 mm ²
KEMA wire cross-section single-core (rigid), max.	4 mm ²
KEMA wire cross-section stranded, min.	0.2 mm ²
KEMA wire cross-section stranded, max.	4 mm ²
KEMA torque, min.	0.5 Nm
KEMA torque, max.	1 Nm
KEMA fuse size	5 x 20 / 5 x 25 mm
KEMA power loss in singular arrangement - overload and short-circuit protection, max.	1,6 / 6,3 W / A
KEMA power loss in compound arrangement - overload and short-circuit protection, max.	1,6 / 6,3 W / A
KEMA power loss in singular arrangement - only short-circuit protection, max.	4 / 6,3 W / A
KEMA power loss in compound arrangement - only short-circuit protection, max.	2,5 / 6,3 W / A

Media



M3



Accessories


End plate



End plate, Width: 1.5 mm, Colour: Beige

Article number	Article name	GTIN (EAN)	Packaging unit
<u>2186.2</u>	AP/SI-2 BG	4044211050061	50

Insulated external cross-connector




External insulated cross-connector, No. of poles: 2, Mounting type: Plug in, Width: 16.1 mm, Rated current: 27 A; Colour: Yellow

Article number	Article name	GTIN (EAN)	Packaging unit
<u>2067.0</u>	AQI 2/8/11 YE	4044211048730	50 ST



External insulated cross-connector, No. of poles: 4, Mounting type: Plug in, Width: 32.3 mm, Rated current: 27 A; Colour: Yellow


Article number	Article name	GTIN (EAN)	Packaging unit
<u>2069.0</u>	AQI 4/8/11 YE	4044211048754	50 ST



External insulated cross-connector, No. of poles: 3, Mounting type: Plug in, Width: 24.2 mm, Rated current: 27 A; Colour: Yellow

Article number	Article name	GTIN (EAN)	Packaging unit
<u>2068.0</u>	AQI 3/8/11 YE	4044211048747	50 ST

End stop



End stop, Mounting type: Mounting rail TS 35/7.5, Width: 9.5 mm, Colour: Beige

Article number	Article name	GTIN (EAN)	Packaging unit
<u>2828.0</u>	ES 35/K/ST BG	4044211055547	50

Solid link



Solid link, Colour: natural

Article number	Article name	GTIN (EAN)	Packaging unit
<u>2470.0</u>	KH 5	4044211052607	100 ST

Quick marking



Terminal marker / Pocket Maxicard, Length: 5 mm, Width: 8 mm, Colour: White

Article number	Article name	GTIN (EAN)	Packaging unit
<u>9323.7</u>	PMC SB 8/40 WH	4044211129231	400 ST

Screwdriver



Screwdriver with bare blade, Colour: Black-grey

Article number	Article name	GTIN (EAN)	Packaging unit
<u>1086.0</u>	SDB 0,6x3,5	4044211014797	1 ST

##INVERSE##CONTA-CONNECT

Connecting sleeve, Colour: Orange



Article number	Article name	GTIN (EAN)	Packaging unit
<u>2873.3</u>	VBS 2/10 OG	4044211055981	20 ST

Connecting sleeve, Colour: Orange



Article number	Article name	GTIN (EAN)	Packaging unit
<u>2874.3</u>	VBS 3/10 OG	4044211055998	20 ST