

Female socket block, Wire protection, No. of poles: 4, Width: 35 mm, Colour: Dark grey

### Business data

|  |                       |
|--|-----------------------|
| Article number                             | <u>11202.4</u>        |
| Article name                               | PKB 130/4/10,00-BL DG |
| GTIN (EAN)                                 | 4044211018726         |
| Connector version                          | Free connector        |
| Packaging unit                             | 50                    |
| Quantity unit                              | PC                    |
| Packaging type                             | Carton                |
| Type of banding                            | Without               |
| Weight per piece (not including packaging) | 4.6 g                 |
| Weight per piece (including packaging)     | 5.2 g                 |
| Unit of weight                             | G                     |
| Customs number                             | 85366930              |
| Country of origin                          | QU                    |
| Prio-Article                               | 11202.1               |

### Technical data

#### Environmental Product Compliance

|                                |                                      |
|--------------------------------|--------------------------------------|
| SCIP                           | 7c8bc416-7ad9-4eb3-8442-8e244847fdf6 |
| REACH Conform                  | No                                   |
| REACH Reference date           | 2024-06-27                           |
| REACH Candidate Substance Note | No                                   |
| REACH CAS 1 Substance          | LEAD                                 |
| REACH CAS 1 Percent minimal    | 0.1 %                                |
| REACH CAS 1 Percent maximum    | 4 %                                  |
| REACH CAS 1 Number             | 7439-92-1                            |
| RoHS Conform                   | Yes                                  |
| RoHS Exception rule            | 6c                                   |

#### Dimensions

|             |         |
|-------------|---------|
| Length      | 10.8 mm |
| Width       | 35 mm   |
| Width left  | 2.5 mm  |
| Width right | 2.5 mm  |
| Height      | 13.5 mm |
| Pitch       | 10 mm   |

#### Ratings

|                       |                     |
|-----------------------|---------------------|
| Rated voltage         | 630 V               |
| Rated current         | 7 A                 |
| Rated cross-section   | 2.5 mm <sup>2</sup> |
| Rated impulse voltage | 6 kV                |
| Overvoltage category  | III                 |
| Contamination degree  | 3                   |

### Technical data

#### Connection data

|  |                      |
|--|----------------------|
| Connection principle                                     | Wire protection      |
| Angle of wire connection/contact                         | 0°/180° (horizontal) |
| Number of plug-in rows                                   | 1                    |
| No. of poles   | 4                    |
| Contact version  | Female connector     |
| Wire cross-section single-core (rigid) / stranded, min.  | 0.14 mm <sup>2</sup> |
| Wire cross-section single core (rigid)/stranded, max.    | 2.5 mm <sup>2</sup>  |
| Wire cross-section stranded, min.                        | 0.14 mm <sup>2</sup> |
| Wire cross-section stranded, max.                        | 1.5 mm <sup>2</sup>  |
| Wire cross-section stranded with wire-end ferrules,min.  | 0.14 mm <sup>2</sup> |
| Wire cross-section stranded with wire-end ferrules, max. | 1.5 mm <sup>2</sup>  |
| Wire cross-section AWG, min.                             | 22                   |
| Wire cross-section AWG, max.                             | 14                   |
| Stripping length   | 6 mm                 |
| Screw threading  | M 2,6                |
| Torque   | 0.4 Nm               |

#### Materials

|                           |               |
|---------------------------|---------------|
| Insulation housing        | Polyamide 6.6 |
| Flammability class UL 94  | V-0           |
| Working temperature, min. | -30 °C        |
| Working temperature, max. | 105 °C        |
| Clamping element          | Brass         |
| Contact spring            | Copper alloy  |
| Screws                    | Steel         |

---

### Technical data

---

#### Further technical data

|  |                             |
|--|-----------------------------|
| Storage temperature, min.                      | -40 °C                      |
| Storage temperature, max.                      | 105 °C                      |
| Insulation resistance                          | 1*10 <sup>13</sup> Ohm x cm |
| Creepage-current resistance                    | CTI 600                     |
| Glow wire flammability index GWFI              | GWFI 850                    |
| GWFI after-glow time                           | 30 Sek.                     |
| Glow wire ignition temperature GWIT            | GWIT 775 °C                 |
| GWIT exposure time                             | 5 Sek.                      |
| Connection cycles, in compliance with standard | 5                           |
| Plug-in cycles acc. to standard                | 100                         |

### Approvals

#### cUL Recognized

|  |                 |
|--|-----------------|
| cUL approval   | CSA 22.2 No.158 |
| cUL Usegroup B: rated voltage                        | 300 V           |
| cUL Usegroup B: rated current                        | 8 A             |
| cUL Usegroup C: rated voltage                        | 150 V           |
| cUL Usegroup C: rated current                        | 8 A             |
| cUL Usegroup D: rated voltage                        | 300 V           |
| cUL Usegroup D: rated current                        | 8 A             |
| cUL wire cross-section single-core (rigid) AWG, min. | 22              |
| cUL wire cross-section single-core (rigid) AWG, max. | 14              |
| cUL wire cross-section stranded AWG, min.            | 22              |
| cUL wire cross-section stranded AWG, max.            | 14              |
| cUL torque   | 0.45 Nm         |
| cUL wire material                                    | Cu              |
| cUL Recognized                                       | 1               |

#### UL Recognized

|   |         |
|---|---------|
| UL approval   | UL 1059 |
| UL Usegroup B: rated voltage                        | 300 V   |
| UL Usegroup B: rated current                        | 8 A     |
| UL Usegroup C: rated voltage                        | 150 V   |
| UL Usegroup C: rated current                        | 8 A     |
| UL Usegroup D: rated voltage                        | 300 V   |
| UL Usegroup D: rated current                        | 8 A     |
| UL wire cross-section single-core (rigid) AWG, min. | 22      |
| UL wire cross-section single-core (rigid) AWG, max. | 14      |
| UL wire cross-section stranded AWG, min.            | 22      |
| UL wire cross-section stranded AWG, max.            | 14      |
| UL torque   | 4 Lb In |
| UL wire material                                    | Cu      |
| UL factory wiring                                   | 1       |
| UL field wiring                                     | 1       |
| UL Recognized                                       | 1       |

### Approvals

#### VDE approval

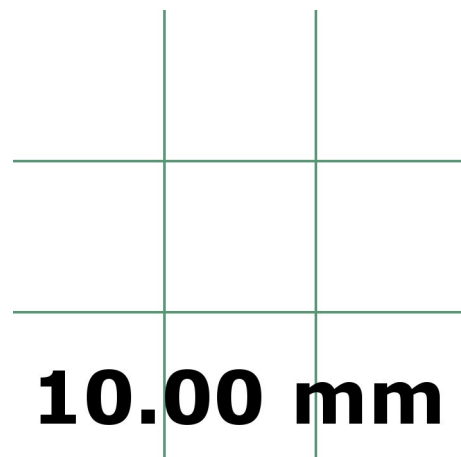
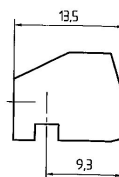
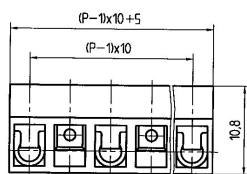
|   |                     |
|---|---------------------|
| VDE approval  | DIN EN 61984        |
| VDE approval granted                                | yes                 |
| VDE rated voltage                                   | 630 V               |
| VDE rated current                                   | 7 A                 |
| VDE rated current wire cross-section rigid, min.    | 5 A                 |
| VDE rated current wire cross-section rigid, max.    | 7 A                 |
| VDE rated current wire cross-section stranded, min. | 5 A                 |
| VDE rated current wire cross-section stranded, max. | 7 A                 |
| VDE rated impulse voltage                           | 6 kV                |
| VDE wire cross-section rigid, min.                  | 0.5 mm <sup>2</sup> |
| VDE wire cross-section rigid, max.                  | 2.5 mm <sup>2</sup> |
| VDE wire cross-section stranded, min.               | 0.5 mm <sup>2</sup> |
| VDE wire cross-section stranded, max.               | 2.5 mm <sup>2</sup> |
| VDE screw threading                                 | M 2,6               |
| VDE torque  | 0.4 Nm              |
| VDE overvoltage category                            | III                 |
| VDE contamination degree                            | 3                   |

### Media



**C** **RA**<sup>®</sup> **US**

**M2.6** 



---

### Accessories

---