


## 1380.4 SK 1/35 24V DC LED(RD) PA-G BK



Fused terminal, Screw connection, Mounting type: Mounting rail TS 35/7.5, Rated cross-section: 10 mm<sup>2</sup>, Width: 12.2 mm, Colour: Black

**RAL:** 9005

### Business data

Article number	1380.4
Article name	SK 1/35 24V DC LED(RD) PA-G BK
GTIN (EAN)	4044211129972
Colour	Black
Packaging unit	20
Quantity unit	PC
Weight per piece (not including packaging)	36.4 g
Weight per piece (including packaging)	39.3 g
Unit of weight	G
Customs number	85369010
Country of origin	BG
Product description	fused terminal

## 1380.4 SK 1/35 24V DC LED(RD) PA-G BK

### Technical data

#### Dimensions

Length	52 mm
Width	12.2 mm
Height TS 35/7.5	62 mm

#### Ratings

Rated voltage (determined by the illuminated display and fuse being used)	24 DC V
Rated current (as fuse-disconnect terminal)	10 A
Rated cross-section	10 mm <sup>2</sup>
Rated impulse voltage	4 kV
Overvoltage category	III
Contamination degree	3

#### Connection data

Connection principle	Screw connection
Connection position	Lateral
Connections	2 / screw cap
Number of terminals per level	2
Number of levels	1
Wire cross-section single-core (rigid) / stranded, min.	0.2 mm <sup>2</sup>
Wire cross-section single core (rigid)/stranded, max.	10 mm <sup>2</sup>
Wire cross-section stranded, min.	0.2 mm <sup>2</sup>
Wire cross-section stranded, max.	10 mm <sup>2</sup>
Wire cross-section stranded with wire-end ferrules, min.	0.2 mm <sup>2</sup>
Wire cross-section stranded with wire-end ferrules, max.	10 mm <sup>2</sup>
Wire cross-section AWG, min.	22
Wire cross-section AWG, max.	8
Stripping length	12 mm
Screw head	Slotted
Screw threading	M 4
Tightening torque, min.	1.2 Nm
Tightening torque, max.	2 Nm

### Technical data

#### Materials

Insulation housing	Polyamide 6.6
Glass-fibre reinforced	✓
Flammability class UL 94	V-0
Working temperature, min.	-40 °C
Working temperature, max.	140 °C

#### Further technical data

Mounting type	Mounting rail TS 35/7,5
Fuse size	5 x 20 mm
Gauge plug acc. to EN 60 947-1	A5
End plate required	✓
Number of test pick-off options	1
Voltage fuse	250 V
Voltage illuminated display	24 DC V
Cross-current via illuminated display	< 5 mA
Power loss in singular arrangement - overload and short-circuit protection, max.	2,5 / 6,3 W / A
Power loss in compound arrangement - overload and short-circuit protection, max.	2,5 / 6,3 W / A
Power loss in singular arrangement - only short-circuit protection, max.	4 / 6,3 W / A
Power loss in compound arrangement - only short-circuit protection, max.	4 / 6,3 W / A
Version of fuse holder	Screwable
Type of display element (defect display)	LED
Version of fuse cartridge	G fuse 5 x 20
Supply voltage (defect display), max.	24
Type of voltage (defect display)	DC
Colour of lamp	Red

#### Environmental Product Compliance

REACH Conform	yes
REACH Reference date	2022-01-17
REACH Candidate Substance Note	No
RoHS Conform	yes

## 1380.4 SK 1/35 24V DC LED(RD) PA-G BK

### Approvals

#### Standards and regulations

EAC approval	TR ZU 004/2011
--------------	----------------

EAC approval granted	yes
----------------------	-----

#### CSA approval

CSA approval	C22.2 No 158
--------------	--------------

CSA approval granted	yes
----------------------	-----

CSA Usegroup B: rated voltage	300 V
-------------------------------	-------

CSA Usegroup B: rated current	6,3 A
-------------------------------	-------

CSA voltage LED	24 DC V
-----------------	---------

CSA wire cross-section AWG, min.	22
----------------------------------	----

CSA wire cross-section AWG, max.	8
----------------------------------	---

CSA stripping length	12 mm
----------------------	-------

CSA torque	1.2 Nm
------------	--------

#### CSAus approval

CSAus approval	UL 1059
----------------	---------

CSAus approval granted	yes
------------------------	-----

CSAus Usegroup B: rated voltage	300 V
---------------------------------	-------

CSAus Usegroup B: rated current	6,3 A
---------------------------------	-------

CSAus voltage LED	24 DC V
-------------------	---------

CSAus wire cross-section AWG, min.	22
------------------------------------	----

CSAus wire cross-section AWG, max.	8
------------------------------------	---

CSAus stripping length	12 mm
------------------------	-------

CSAus torque	1.2
--------------	-----

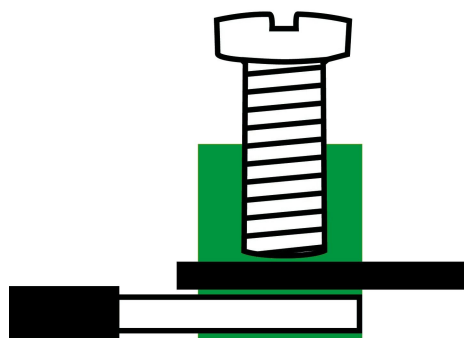
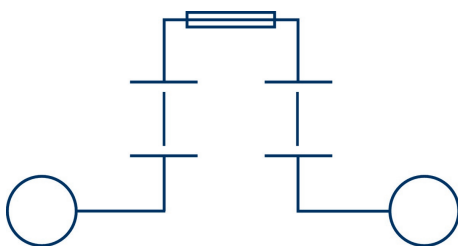
### Approvals

#### KEMA KEUR approval

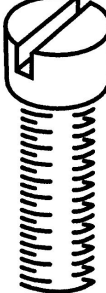
KEMA KEUR approval	EN 60947-7-3:2009
KEMA KEUR approval granted	yes
KEMA rated voltage	400 V
KEMA voltage fuse, max.	250 V
KEMA rated current	10 A
KEMA rated impulse voltage	4 kV
KEMA wire cross-section single core (rigid), min.	0.2 mm <sup>2</sup>
KEMA wire cross-section single-core (rigid), max.	10 mm <sup>2</sup>
KEMA wire cross-section stranded, min.	0.2 mm <sup>2</sup>
KEMA wire cross-section stranded, max.	10 mm <sup>2</sup>
KEMA torque, min.	1.2 Nm
KEMA torque, max.	2 Nm
KEMA fuse size	5 x 20 mm
KEMA power loss in singular arrangement - overload and short-circuit protection, max.	2,5 / 6,3 W / A
KEMA power loss in compound arrangement - overload and short-circuit protection, max.	2,5 / 6,3 W / A
KEMA power loss in singular arrangement - only short-circuit protection, max.	4 / 6,3 W / A
KEMA power loss in compound arrangement - only short-circuit protection, max.	4 / 6,3 W / A

### Media

**EAC**



**C**  **US**

**M4** 

---

### Accessories

---

#### End plate

---



End plate, Width: 2.7 mm, Colour: Beige

Article number	Article name	GTIN (EAN)	Packaging unit
<u>2047.2</u>	AP SI BG	4044211080945	20

---

#### Cross-connection rail

---

#### Screw cap

---