



Protective earth terminal, Screw connection, Mounting type: Mounting rail TS 35/7.5, Rated cross-section: 35 mm<sup>2</sup>, Width: 16 mm, Colour: Green-yellow

### Business data

Article number	<u>1537.2</u>
Article name	SL 35/35/IS GNYE
GTIN (EAN)	4044211047269
Packaging unit	20
Quantity unit	PC
Weight per piece (not including packaging)	100 g
Weight per piece (including packaging)	104 g
Unit of weight	G
Customs number	85369010
Country of origin	DE
Product description	Protective earth terminal
Colour	Green-yellow

### Technical data

#### Dimensions

Length	58 mm
Width	16 mm
Height TS 35/7.5	71.5 mm

#### Ratings

Rated cross-section	35 mm <sup>2</sup>
Overvoltage category	III
Contamination degree	3

#### Connection data

Connection principle	Screw connection
Connection position	Lateral
Connections	2
Number of terminals per level	2
Number of levels	1
Wire cross-section single-core (rigid) / stranded, min.	2.5 mm <sup>2</sup>
Wire cross-section single core (rigid)/stranded, max.	50 mm <sup>2</sup>
Wire cross-section stranded, min.	2.5 mm <sup>2</sup>
Wire cross-section stranded, max.	35 mm <sup>2</sup>
Wire cross-section stranded with wire-end ferrules, min.	2.5 mm <sup>2</sup>
Wire cross-section stranded with wire-end ferrules, max.	35 mm <sup>2</sup>
Wire cross-section AWG, min.	12
Wire cross-section AWG, max.	2
Stripping length	20 mm
Screw head	Inner hex (Allen)
Screw threading	M 6
Tightening torque, min.	2.5 Nm
Tightening torque, max.	5 Nm

#### Materials

Insulation housing	Polyamide 6.6
Flammability class UL 94	V-2
Working temperature, min.	-40 °C
Working temperature, max.	105 °C

---

### Technical data

---

#### Further technical data

Mounting type	Mounting rail TS 35/7,5
Gauge plug acc. to EN 60 947-1	B9
Number of cross-connection channels	1
Tightening torque, fastening screw max.	4 Nm
Tightening torque, fastening screw min.	2 Nm

#### Environmental Product Compliance

REACH Conform	Yes
REACH Reference date	2024-06-27
REACH Candidate Substance Note	No
RoHS Conform	Yes

### Approvals

#### Standards and regulations

EAC approval	TR ZU 004/2011
EAC approval granted	yes
Nemko approval	EN 60947-7-2:2002
Nemko approval granted	yes

#### CSA approval

CSA wire cross-section AWG, min.	12
CSA wire cross-section AWG, max.	2
CSA stripping length	20 mm

#### CSAus approval

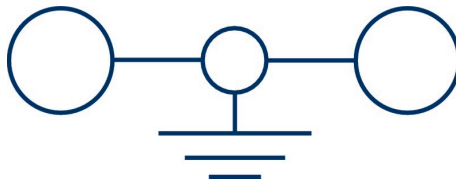
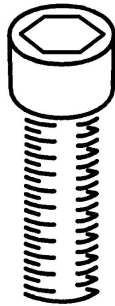
CSAus wire cross-section AWG, min.	12
CSAus wire cross-section AWG, max.	2
CSAus stripping length	20 mm

#### KEMA KEUR approval

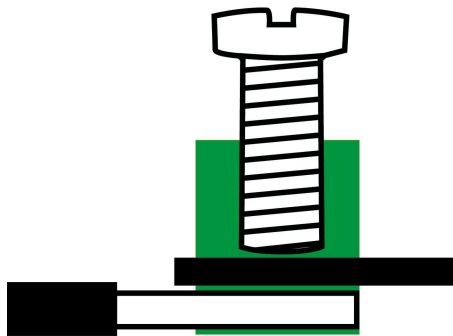
KEMA KEUR approval	EN 60947-7-2:2009
KEMA KEUR approval granted	yes
KEMA wire cross-section single core (rigid), min.	2.5 mm <sup>2</sup>
KEMA wire cross-section single-core (rigid), max.	50 mm <sup>2</sup>
KEMA wire cross-section stranded, min.	2.5 mm <sup>2</sup>
KEMA wire cross-section stranded, max.	35 mm <sup>2</sup>

### Media

# M6



**Nemko**




---

### Accessories

---

#### Quick marking

---



Terminal marker / Pocket Maxicard, Length: 5 mm, Width: 6 mm, Colour: White

Article number	Article name	GTIN (EAN)	Packaging unit
<u>4702.7</u>	PMC SB 6/50 WH	4044211089986	500 ST

---

#### Screwdriver

---



Screwdriver with bare blade, Colour: Black-grey

Article number	Article name	GTIN (EAN)	Packaging unit
<u>1088.0</u>	SDB 1,2x6,5	4044211014810	1 ST

---