

Protective earth terminal, Screw connection, Mounting type: Mounting rail TS 35/7.5, Rated cross-section: 16 mm², Width: 10 mm, Colour: Green-yellow

Business data

Article number	<u>17131.2</u>
Article name	SSL 16/2A/IS GNYE
GTIN (EAN)	4044211181079
Packaging unit	50
Quantity unit	PC
Weight per piece (not including packaging)	41.55 g
Weight per piece (including packaging)	41.75 g
Unit of weight	G
Customs number	85369010
Country of origin	CZ
Product description	Protective earth terminal
Colour	Green-yellow

Technical data

Dimensions

Length	48 mm
Width	10 mm
Height TS 35/7.5	47 mm

Ratings

Rated cross-section	16 mm ²
Overvoltage category	III
Contamination degree	3

Technical data

Connection data

Connection principle	Screw connection
Connection position	Lateral
Connections	2
Number of terminals per level	2
Number of levels	1
Wire cross-section single-core (rigid) / stranded, min.	1.5 mm ²
Wire cross-section single core (rigid)/stranded, max.	25 mm ²
Wire cross-section stranded, min.	1.5 mm ²
Wire cross-section stranded, max.	25 mm ²
Wire cross-section stranded with wire-end ferrules,min.	1 mm ²
Wire cross-section stranded with wire-end ferrules,max.	16 mm ²
Wire cross-section AWG, min.	16
Wire cross-section AWG, max.	4
Stripping length	10 mm
Screw head	Inner hex (Allen)
Screw threading	M 4
Tightening torque, min.	2.5 Nm
Tightening torque, max.	3 Nm
Wire cross-section single-core (rigid) / stranded, AWGmax.	4
Wire cross-section single-core (rigid) / stranded, AWGmin.	16
Wire cross-section stranded, AWG max.	4
Wire cross-section stranded, AWG min.	16
Wire cross-section stranded with wire-end ferrules,AWG max.	6
Wire cross-section stranded with wire-end ferrules, AWG min.	16

Materials

Insulation housing	Polyamide 6.6
Flammability class UL 94	V-0
Working temperature, min.	-40 °C
Working temperature, max.	120 °C

Technical data

Further technical data

Mounting type	Mounting rail TS 35/7,5
Gauge plug acc. to EN 60 947-1	A7
Number of cross-connection channels	1
End plate required	✓
Number of test pick-off options	1

Environmental Product Compliance

REACH Conform	Yes
REACH Reference date	2024-06-27
REACH Candidate Substance Note	No
RoHS Conform	Yes

Approvals

Standards and regulations

EAC approval	TR ZU 004/2011
--------------	----------------

EAC approval granted	yes
----------------------	-----

CSA approval

CSA approval	C22.2 No 158
--------------	--------------

CSA approval granted	yes
----------------------	-----

CSA wire cross-section AWG, min.	16
----------------------------------	----

CSA wire cross-section AWG, max.	4
----------------------------------	---

CSA torque, max.	3 Nm
------------------	------

CSA torque, min.	2.5 Nm
------------------	--------

CSAus approval

CSAus approval	UL 1059
----------------	---------

CSAus approval granted	yes
------------------------	-----

CSAus wire cross-section AWG, min.	16
------------------------------------	----

CSAus wire cross-section AWG, max.	4
------------------------------------	---

CSAus torque, min.	2.5 Nm
--------------------	--------

CSAus torque, max.	3 Nm
--------------------	------

KEMA KEUR approval

KEMA KEUR approval	EN 60947-7-2:2009
--------------------	-------------------

KEMA KEUR approval granted	yes
----------------------------	-----

KEMA wire cross-section single core (rigid), min.	1.5 mm ²
---	---------------------

KEMA wire cross-section single-core (rigid), max.	16 mm ²
---	--------------------

KEMA wire cross-section stranded, min.	1.5 mm ²
--	---------------------

KEMA wire cross-section stranded, max.	16 mm ²
--	--------------------

KEMA torque, min.	2.5 Nm
-------------------	--------

KEMA torque, max.	3 Nm
-------------------	------

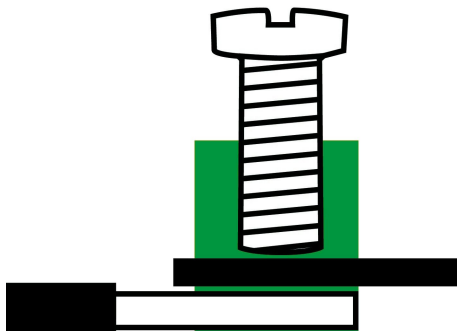
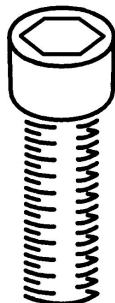
Approvals

UL Recognized

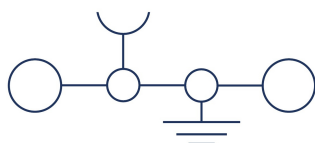
UL approval	UL 1059
UL wire cross-section single-core (rigid) AWG, min.	16
UL wire cross-section single-core (rigid) AWG, max.	4
UL wire cross-section stranded AWG, min.	16
UL wire cross-section stranded AWG, max.	4
UL torque, min.	22.1 Lb In.
UL torque, max.	26.5 Lb In.
UL wire material	Cu
UL factory wiring	1
UL field wiring	1
UL File Number	E95701
UL Recognized	1

Media

M4



EAC



Accessories

Cover



Cover, Colour: White

Article number	Article name	GTIN (EAN)	Packaging unit
<u>17248.7</u>	SAD 1/12/B WH	4044211181123	20 ST



Cover, Length: 33.25 mm, Width: 12 mm, Colour: Yellow

Article number	Article name	GTIN (EAN)	Packaging unit
<u>17249.8</u>	SAD 1/12/B YE	4044211199210	20 ST


Measurement pick-off terminal



Measurement pick-off terminal, Screw connection, Mounting type: On base, Rated cross-section: 6 mm², Width: 8.3 mm, Colour: Beige

Article number	Article name	GTIN (EAN)	Packaging unit
<u>17135.2</u>	SMAG 16/6 BG	4044211181093	10 ST

End plate



End plate, Width: 1.5 mm, Colour: Beige

Article number	Article name	GTIN (EAN)	Packaging unit
<u>17254.2</u>	SAP 16/2A BG	4044211181109	20

17131.2 SSL 16/2A/IS GNYE

End stop



End stop, Mounting type: Mounting rail TS 35/7.5 and TS 35/15, Width: 8 mm, Colour: Beige

Article number	Article name	GTIN (EAN)	Packaging unit
<u>17250.2</u>	SES 35 BG	4044211178253	50


Insulated cross-connector



Insulated cross-connector, No. of poles: 2, Mounting type: Plug in, Width: 20 mm, Rated cross-section: 16 mm², Colour: Yellow

Article number	Article name	GTIN (EAN)	Packaging unit
<u>17247.8</u>	SQI 16/2 YE	4044211181116	20 ST

Quick marking



Terminal marker / Pocket Maxicard, Length: 5 mm, Width: 8 mm, Colour: White

Article number	Article name	GTIN (EAN)	Packaging unit
<u>9323.7</u>	PMC SB 8/40 WH	4044211129231	400 ST

##INVERSE##CONTA-CONNECT



Measurement pick-off terminal, Screw connection, Mounting type: On base, Rated cross-section: 6 mm², Width: 8.3 mm, Colour: Beige

Article number	Article name	GTIN (EAN)	Packaging unit
<u>17135.2</u>	SMAG 16/6 BG	4044211181093	10 ST