

Feed-through terminal, Screw connection, Mounting type: Mounting surface, Rated cross-section: 4 mm², Colour: Grey

RAL: 7032

Business data

Article number	<u>17380.6</u>
Article name	SDK 4/2A GR
GTIN (EAN)	4044211199227
Colour	Grey
Packaging unit	50
Quantity unit	PC
Weight per piece (not including packaging)	13.91 g
Weight per piece (including packaging)	13.94 g
Unit of weight	G
Customs number	85369010
Country of origin	CZ
Product description	Panel feed-through terminal

Technical data

Dimensions

Length of outer part	27.5 mm
Length of inner part	22.4 mm
Width of outer part	8.1 mm
Width of inner part	8.1 mm
Height of outer part	28.2 mm
Height of inner part	26.8 mm

Ratings

Rated voltage	630 V
Rated voltage when using spacer plates and mounted on a conductive housing panel	800 V
Rated voltage when using spacer plates and adapter plates, and when mounting on a conductive housing panel	1000 V
Rated current	32 A
Current load, max.	41 A
Rated cross-section	4 mm ²
Rated impulse voltage	6 kV
Overvoltage category	III
Contamination degree	3
Maximum power dissipation for nominal condition	1.02 W

Technical data

Connection data

Connection principle	Screw connection
Number of terminals per pole	2
No. of poles	1
Wire cross-section single-core (rigid) / stranded, min.	0.2 mm ²
Wire cross-section single core (rigid)/stranded, max.	6 mm ²
Wire cross-section stranded, min.	0.2 mm ²
Wire cross-section stranded, max.	6 mm ²
Wire cross-section stranded with wire-end ferrules,min.	0.2 mm ²
Wire cross-section stranded with wire-end ferrules,max.	4 mm ²
Wire cross-section AWG, min.	26
Wire cross-section AWG, max.	10
Stripping length	10 mm
Screw head	Slotted
Screw threading	M 3
Tightening torque, min.	0.5 Nm
Tightening torque, max.	1 Nm

Materials

Insulation housing	Polyamide 6.6
Flammability class UL 94	V-0
Working temperature, min.	-40 °C
Working temperature, max.	120 °C

Further technical data

Mounting type	Mounting face
Gauge plug acc. to EN 60 947-1	A4
Sheet thickness min.	1 mm
Sheet thickness max.	4 mm
Sheet thickness when using spacer plates, min.	1 mm
Sheet thickness when using spacer plates, max.	3 mm
Thickness of mounting plate, min.	1
Thickness of mounting plate, max.	4

Technical data

Environmental Product Compliance

REACH Conform	yes
REACH Reference date	2022-01-17
REACH Candidate Substance Note	No
RoHS Conform	yes

Approvals

Standards and regulations

EAC approval	TR ZU 004/2011
--------------	----------------

EAC approval granted	yes
----------------------	-----

Approvals

cUL Recognized

cUL approval	C22.2 No 158
cUL Usegroup B: rated voltage	300 V
cUL Usegroup B: rated voltage when using the SDK 4-DP spacer plate and the SDK 4-AP adapter plate	300 V
cUL Usegroup B: rated voltage when using the SDK...-VPI moulded plate and the SDK ...-TWI partition	600 V
cUL Usegroup B: rated current	30 A
cUL Usegroup B: rated current when using the SDK 4-DP spacer plate and the SDK 4-AP adapter plate	30 A
cUL Usegroup B: rated current when using the SDK...-VPI moulded plate and the SDK ...-TWI partition	30 A
cUL Usegroup C: rated voltage when using the SDK 4-DP spacer plate and the SDK 4-AP adapter plate	300 V
cUL Usegroup C: rated voltage when using the SDK 4-VPI moulded plate or the SDK 4-TWI partition	600 V
cUL Usegroup C: rated current when using the SDK 4-DP spacer plate and the SDK 4-AP adapter plate	30 A
cUL Usegroup C: rated current when using the SDK 4-VPI moulded plate or the SDK 4-TWI partition	30 A
cUL Usegroup D: rated voltage	300 V
cUL Usegroup D: rated voltage when using the SDK 4-DP spacer plate	600 V
cUL Usegroup D: rated voltage when using the SDK...-DP spacer plate and the SDK ...-AP adapter plate	300 V
cUL Usegroup D: rated current	30 A
cUL Usegroup D: rated current when using the SDK 4-DP spacer plate	5 A
cUL Usegroup D: rated current when using the SDK...-DP spacer plate and the SDK ...-AP adapter plate	30 A
cUL wire cross-section single-core (rigid) AWG, min.	26
cUL wire cross-section single-core (rigid) AWG, max.	10
cUL wire cross-section stranded AWG, min.	26
cUL wire cross-section stranded AWG, max.	10
cUL torque, min.	0.5 Nm
cUL torque, max.	1 Nm
cUL wire material	Cu
cUL Recognized	1

Approvals

KEMA KEUR approval

KEMA KEUR approval	EN 60947-7-1:2009
KEMA KEUR approval granted	yes
KEMA rated voltage	630 V
KEMA rated voltage when using spacer plates and mounted on a conductive housing panel	800 V
KEMA rated voltage when using spacer plates and adapter plates, and when mounting on a conductive housing panel	1000 V
KEMA rated current	32 A
KEMA conventional thermal current in free air	41 A
KEMA rated impulse voltage (for 250 V without partitions)	6 kV
KEMA wire cross-section, min.	0.2 mm ²
KEMA wire cross-section, max.	6 mm ²

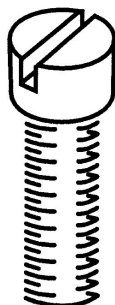
Approvals

UL Recognized

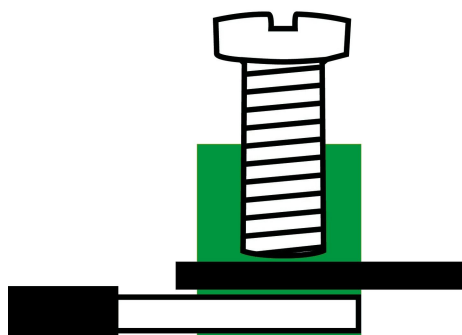
UL approval	UL 1059
UL Usegroup B: rated voltage	300 V
UL Usegroup B: rated voltage when using the SDK ...-DP spacer plate	300 V
UL Usegroup B: rated current when using the SDK 4-DP spacer plate and the SDK 4-AP adapter plate	600 A
UL Usegroup B: rated current	30 A
UL Usegroup B: rated current when using the SDK ...-DP spacer plate	30 A
UL Usegroup B: rated voltage when using the SDK 4-DP spacer plate and the SDK 4-AP adapter plate	30 V
UL Usegroup C: rated voltage when using the SDK 4-DP spacer plate	300 V
UL Usegroup C: rated voltage when using the SDK 4-DP spacer plate and the SDK 4-AP adapter plate	600 V
UL Usegroup C: rated current when using the SDK 4-DP spacer plate	30 A
UL Usegroup C: rated current when using the SDK 4-DP spacer plate and the SDK 4-AP adapter plate	30 A
UL Usegroup D: rated voltage	300 V
UL Usegroup D: rated voltage when using the SDK 4-VPI moulded plate or the SDK 4-TWI partition	600 V
UL Usegroup D: rated current	30 A
UL Usegroup D: rated current when using the SDK 4-VPI moulded plate or the SDK 4-TWI partition	5 A
UL wire cross-section single-core (rigid) AWG, min.	26
UL wire cross-section single-core (rigid) AWG, max.	10
UL wire cross-section stranded AWG, min.	26
UL wire cross-section stranded AWG, max.	10
UL torque, min.	4.42 Lb In.
UL torque, max.	8.85 Lb In.
UL wire material	Cu
UL factory wiring	1
UL field wiring	1
UL Recognized	1

Media

M3



EAC



cUL[®]US

Accessories

Outer 6-pole adapter plate

Adapter plate, Colour: Grey



Article number	Article name	GTIN (EAN)	Packaging unit
17433.6	SDK 4-AP/6 GR	4044211199272	10 ST

Set 23.05.2017, spacer plate inside + outside



Partition plate, Width: 3 mm, Colour: Grey

Article number	Article name	GTIN (EAN)	Packaging unit
17431.6	SDK 4-DP GR	4044211199258	50 ST


Set: outer flange plate



Flange plate, Colour: Grey

Article number	Article name	GTIN (EAN)	Packaging unit
17432.6	SDK 4-FP GR	4044211199265	50 ST

Quick marking



Terminal marker / Pocket Maxicard, Length: 12 mm, Width: 8 mm, Colour: White

Article number	Article name	GTIN (EAN)	Packaging unit
9410.7	PMC BSTR 8x12/21 WH	4044211154998	210 ST

Screwdriver