


17389.6 SDK 10/1A/1L/Z GR



Feed-through terminal, Screw connection, Mounting type: Mounting surface, Rated cross-section: 10 mm², Colour: Grey

RAL: 7032

Business data

Article number	<u>17389.6</u>
Article name	SDK 10/1A/1L/Z GR
GTIN (EAN)	4044211209896
Packaging unit	50
Quantity unit	PC
Weight per piece (not including packaging)	21.38 g
Weight per piece (including packaging)	21.4 g
Unit of weight	G
Customs number	85369010
Country of origin	CZ
Product description	Panel feed-through terminal
Colour	Grey

Technical data

Dimensions

Length of outer part	32.9 mm
Length of inner part	9.3 mm
Width of outer part	10.1 mm
Width of inner part	10.1 mm
Height of outer part	32.6 mm
Height of inner part	22.2 mm

Ratings

Rated voltage	320 V
Rated voltage when used without outer spacer plates, and when mounted on a conductive housing panel with use of encapsulation compound or inner partition plates	630 V
Rated voltage when used with outer spacer plates, and when mounted on a conductive housing panel with use of encapsulation compound or inner partition plates	1000 V
Rated current	57 A
Current load, max.	76 A
Rated cross-section	10 mm ²
Rated impulse voltage	6 kV
Overvoltage category	III
Contamination degree	3
Maximum power dissipation for nominal condition	1.82 W

Technical data

Connection data

Connection principle	Screw connection
Number of terminals per pole	2
No. of poles	1
Wire cross-section single-core (rigid) / stranded, min.	0.2 mm ²
Wire cross-section single core (rigid)/stranded, max.	16 mm ²
Wire cross-section stranded, min.	0.2 mm ²
Wire cross-section stranded, max.	16 mm ²
Wire cross-section stranded with wire-end ferrules,min.	0.2 mm ²
Wire cross-section stranded with wire-end ferrules,max.	10 mm ²
Wire cross-section AWG, min.	20
Wire cross-section AWG, max.	6
Stripping length	12 mm
Screw head	Slotted
Screw threading	M 4
Tightening torque, min.	1.2 Nm
Tightening torque, max.	2.4 Nm

Materials

Insulation housing	Polyamide 6.6
Flammability class UL 94	V-0
Working temperature, min.	-40 °C
Working temperature, max.	120 °C

Further technical data

Mounting type	Mounting face
Gauge plug acc. to EN 60 947-1	A6
Sheet thickness min.	1 mm
Sheet thickness max.	4 mm
Sheet thickness when using spacer plates, min.	1 mm
Sheet thickness when using spacer plates, max.	3 mm
Thickness of mounting plate, min.	1
Thickness of mounting plate, max.	4

Technical data

Environmental Product Compliance

REACH Conform	Yes
REACH Reference date	2024-06-27
REACH Candidate Substance Note	No
RoHS Conform	Yes

Approvals

Standards and regulations

EAC approval	TR ZU 004/2011
--------------	----------------

EAC approval granted	yes
----------------------	-----

cUL Recognized

cUL approval	C22.2 No 158
--------------	--------------

cUL Usegroup B: rated voltage	300 V
-------------------------------	-------

cUL Usegroup B: rated voltage when using the SDK 4-DP spacer plate and the SDK 4-VPI moulded plate or the SDK 4-TWI partition	600 V
---	-------

cUL Usegroup B: rated current	65 A
-------------------------------	------

cUL Usegroup B: rated current when using the SDK 4-DP spacer plate and the SDK 4-VPI moulded plate or the SDK 4-TWI partition	85 A
---	------

cUL Usegroup C: rated voltage when using the SDK 4-DP spacer plate and the SDK 4-VPI moulded plate or the SDK 4-TWI partition	600 V
---	-------

cUL Usegroup C: rated current when using the SDK 4-DP spacer plate and the SDK 4-VPI moulded plate or the SDK 4-TWI partition	85 A
---	------

cUL Usegroup D: rated voltage	300 V
-------------------------------	-------

cUL Usegroup D: rated voltage when using the SDK 4-VPI moulded plate or the SDK 4-TWI partition	600 V
---	-------

cUL Usegroup D: rated current	65 A
-------------------------------	------

cUL Usegroup D: rated current when using the SDK 4-VPI moulded plate or the SDK 4-TWI partition	5 A
---	-----

cUL wire cross-section single-core (rigid) AWG, min.	20
--	----

cUL wire cross-section single-core (rigid) AWG, max.	6
--	---

cUL wire cross-section stranded AWG, min.	20
---	----

cUL wire cross-section stranded AWG, max.	6
---	---

cUL torque, min.	1.2 Nm
------------------	--------

cUL torque, max.	2.4 Nm
------------------	--------

cUL wire material	Cu
-------------------	----

cUL File Number	E95701
-----------------	--------

cUL Recognized	1
----------------	---

Approvals

KEMA KEUR approval


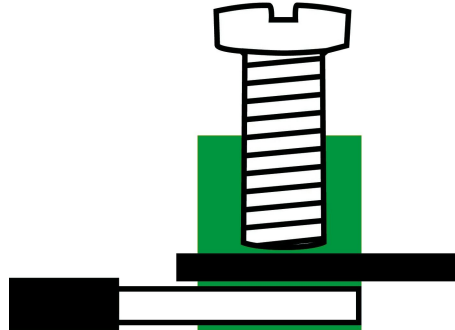
KEMA KEUR approval	EN 60947-7-1:2009
KEMA KEUR approval granted	yes
KEMA rated voltage with feed-through plate max. 1mm thickness	1000 V
KEMA rated voltage with feed-through plate 2-4 mm thickness	800 V
KEMA conventional thermal current in free air	57 A
KEMA rated impulse voltage (for 250 V without partitions)	6 kV
KEMA wire cross-section, min.	0.2 mm ²
KEMA wire cross-section, max.	16 mm ²
KEMA torque, max.	1.2 Nm

Approvals

UL Recognized

UL approval	UL 1059
UL Usegroup B: rated voltage	300 V
UL Usegroup B: rated voltage when using the SDK 4-DP spacer plate and the SDK 4-VPI moulded plate or the SDK 4-TWI partition	600 V
UL Usegroup B: rated current	65 A
UL Usegroup B: rated current when using the SDK 4-DP spacer plate and the SDK 4-VPI moulded plate or the SDK 4-TWI partition	85 A
UL Usegroup C: rated voltage when using the SDK 4-DP spacer plate and the SDK 4-VPI moulded plate or the SDK 4-TWI partition	600 V
UL Usegroup C: rated current when using the SDK 4-DP spacer plate and the SDK 4-VPI moulded plate or the SDK 4-TWI partition	85 A
UL Usegroup D: rated voltage	300 V
UL Usegroup D: rated voltage when using the SDK 4-VPI moulded plate or the SDK 4-TWI partition	600 V
UL Usegroup D: rated current	65 A
UL Usegroup D: rated current when using the SDK 4-VPI moulded plate or the SDK 4-TWI partition	5 A
UL wire cross-section single-core (rigid) AWG, min.	20
UL wire cross-section single-core (rigid) AWG, max.	6
UL wire cross-section stranded AWG, min.	20
UL wire cross-section stranded AWG, max.	6
UL torque, min.	10.6 Lb In.
UL torque, max.	21.2 Lb In.
UL wire material	Cu
UL factory wiring	1
UL field wiring	1
UL File Number	E95701
UL Recognized	1

Media



Accessories

Outer 6-pole adapter plate

Adapter plate, Colour: Grey



Article number	Article name	GTIN (EAN)	Packaging unit
<u>17443.6</u>	SDK 10-AP/6 GR	4044211209834	10 ST

Outer spacer plate

Partition plate, Width: 3 mm, Colour: Grey



Article number	Article name	GTIN (EAN)	Packaging unit
<u>17444.6</u>	SDK 10-DPA GR	4044211210038	50 ST

Set: outer flange plate

Flange plate, Colour: Grey



Article number	Article name	GTIN (EAN)	Packaging unit
<u>17442.6</u>	SDK 10-FP GR	4044211209827	50 ST

Perforated foam seal


Seal, Colour: Dark grey



Article number	Article name	GTIN (EAN)	Packaging unit
<u>17446.4</u>	SDK 10-SPI/10 DG	4044211210052	100 ST

Quick marking

17389.6 SDK 10/1A/1L/Z GR



Terminal marker / Pocket Maxicard, Length: 12 mm, Width: 10 mm, Colour: White

Article number	Article name	GTIN (EAN)	Packaging unit
<u>9433.7</u>	PMC BSTR 10x12/10 WH	4044211155223	100 ST

Inner partition plate, solder connection



Partition, Width: 6.4 mm, Color: Red

Article number	Article name	GTIN (EAN)	Packaging unit
<u>17445.9</u>	SDK 10-TWI RD	4044211210069	50 ST

Screwdriver

Screwdriver with bare blade, Colour: Black-grey



Article number	Article name	GTIN (EAN)	Packaging unit
<u>1087.0</u>	SDB 0,8x4,0	4044211014803	1 ST