


# Data sheet

## 2190.3 STK 1 OG



Fuse-disconnect terminal, Screw connection, Mounting type: Mounting rail TS 35/7.5 and TS 32, Rated cross-section: 4 mm<sup>2</sup>, Width: 8 mm, Colour: Orange

### Business data

Article number	<u>2190.3</u>
Article name	STK 1 OG
GTIN (EAN)	4044211050122
Packaging unit	100
Quantity unit	PC
Weight per piece (not including packaging)	12.8 g
Weight per piece (including packaging)	13.83 g
Unit of weight	G
Customs number	85369010
Country of origin	CZ
Prio-Article	2190.2
Product description	Fuse-disconnect terminal

### Technical data

#### Dimensions

Length	57.5 mm
Width	8 mm
Height TS 35/7.5	41 mm
Height TS 32	45.5 mm

#### Ratings

Rated voltage (determined by the illuminated display and fuse being used)	400 V
Rated current (as fuse-disconnect terminal)	6,3 A
Rated cross-section	4 mm <sup>2</sup>
Rated impulse voltage	6 kV
Overvoltage category	III
Contamination degree	3

#### Connection data

Connection principle	Screw connection
Connection position	Lateral
Connections	2 / extraction lever
Number of terminals per level	2
Number of levels	1
Wire cross-section single-core (rigid) / stranded, min.	0.2 mm <sup>2</sup>
Wire cross-section single core (rigid)/stranded, max.	4 mm <sup>2</sup>
Wire cross-section stranded, min.	0.2 mm <sup>2</sup>
Wire cross-section stranded, max.	4 mm <sup>2</sup>
Wire cross-section stranded with wire-end ferrules, min.	0.2 mm <sup>2</sup>
Wire cross-section stranded with wire-end ferrules, max.	4 mm <sup>2</sup>
Wire cross-section AWG, min.	22
Wire cross-section AWG, max.	12
Stripping length	9 mm
Screw head	Slotted
Screw threading	M 3
Tightening torque, min.	0.5 Nm
Tightening torque, max.	1 Nm

### Technical data

#### Materials

Insulation housing	Polyamide 6.6
Flammability class UL 94	V-2
Working temperature, min.	-40 °C
Working temperature, max.	105 °C

#### Further technical data

Mounting type	Mounting rail TS 35/7.5 and TS 32
Fuse size	5 x 20 / 5 x 25 mm
Gauge plug acc. to EN 60 947-1	A4
End plate required	✓
Voltage fuse	250 V
Power loss in singular arrangement - overload and short-circuit protection, max.	2,5 / 6,3 W / A
Power loss in compound arrangement - overload and short-circuit protection, max.	2,5 / 6,3 W / A
Power loss in singular arrangement - only short-circuit protection, max.	4 / 6,3 W / A
Power loss in compound arrangement - only short-circuit protection, max.	4 / 6,3 W / A
Version of fuse holder	Swivelling
Version of fuse cartridge	G fuse 5 x 20 / 5 x 25

#### Environmental Product Compliance

REACH Conform	yes
REACH Reference date	2023-06-14, 2024-01-23
REACH Candidate Substance Note	No
RoHS Conform	yes

### Approvals

#### KEMA KEUR approval

KEMA KEUR approval	EN 60947-7-1:2009, EN 60947-7-3:2009
KEMA KEUR approval granted	yes
KEMA rated voltage	400 V
KEMA voltage fuse, max.	250 V
KEMA rated current	6,3 A
KEMA rated impulse voltage	6 kV
KEMA wire cross-section single core (rigid), min.	0.2 mm <sup>2</sup>
KEMA wire cross-section single-core (rigid), max.	4 mm <sup>2</sup>
KEMA wire cross-section stranded, min.	0.2 mm <sup>2</sup>
KEMA wire cross-section stranded, max.	4 mm <sup>2</sup>
KEMA torque, min.	0.5 Nm
KEMA torque, max.	1 Nm
KEMA fuse size	5 x 20 / 5 x 25 mm
KEMA power loss in singular arrangement - overload and short-circuit protection, max.	2,5 / 6,3 W / A
KEMA power loss in compound arrangement - overload and short-circuit protection, max.	2,5 / 6,3 W / A
KEMA power loss in singular arrangement - only short-circuit protection, max.	4 / 6,3 W / A
KEMA power loss in compound arrangement - only short-circuit protection, max.	4 / 6,3 W / A

### Approvals

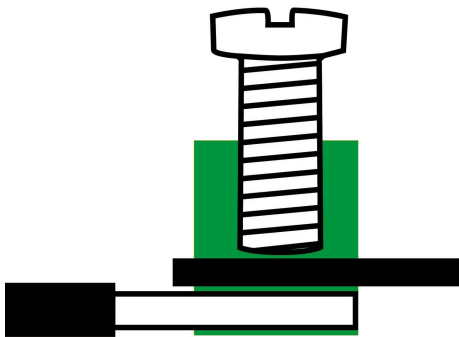
#### UL Recognized

UL approval	UL 1059
UL Usegroup B: rated voltage	600 V
UL Usegroup B: rated current	16 A
UL Usegroup C: rated voltage	600 V
UL Usegroup C: rated current	16 A
UL wire cross-section single-core (rigid) AWG, min.	22
UL wire cross-section single-core (rigid) AWG, max.	12
UL wire cross-section stranded AWG, min.	22
UL wire cross-section stranded AWG, max.	12
UL torque	7 Lb In
UL wire material	Cu
UL factory wiring	1
UL field wiring	1
UL Recognized	1

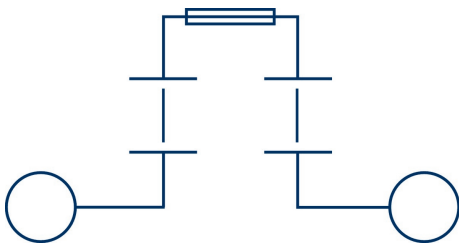

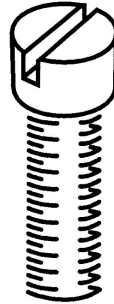
---

Media

---



**M3**



### Accessories

#### End plate

End plate, Width: 1.5 mm, Colour: Beige



Article number	Article name	GTIN (EAN)	Packaging unit
<u>2046.2</u>	AP SI-1 BG	4044211048518	50

#### Insulated external cross-connector

External insulated cross-connector, No. of poles: 2, Mounting type: Plug in, Width: 16.1 mm, Rated current: 27 A; Colour: Yellow




Article number	Article name	GTIN (EAN)	Packaging unit
<u>2067.0</u>	AQI 2/8/11 YE	4044211048730	50 ST

External insulated cross-connector, No. of poles: 4, Mounting type: Plug in, Width: 32.3 mm, Rated current: 27 A; Colour: Yellow



Article number	Article name	GTIN (EAN)	Packaging unit
<u>2069.0</u>	AQI 4/8/11 YE	4044211048754	50 ST


External insulated cross-connector, No. of poles: 3, Mounting type: Plug in, Width: 24.2 mm, Rated current: 27 A; Colour: Yellow



Article number	Article name	GTIN (EAN)	Packaging unit
<u>2068.0</u>	AQI 3/8/11 YE	4044211048747	50 ST

#### End stop

End stop, Mounting type: Mounting rail TS 35/7.5, Width: 9.5 mm, Colour: Beige



Article number	Article name	GTIN (EAN)	Packaging unit
<u>2828.0</u>	ES 35/K/ST BG	4044211055547	50

### Solid link



Solid link, Colour: natural

Article number	Article name	GTIN (EAN)	Packaging unit
<u>2470.0</u>	KH 5	4044211052607	100 ST

### Connecting piece

Connecting sleeve, Colour: Orange



Article number	Article name	GTIN (EAN)	Packaging unit
<u>2873.3</u>	VBS 2/10 OG	4044211055981	20 ST

Connecting sleeve, Colour: Orange



Article number	Article name	GTIN (EAN)	Packaging unit
<u>2874.3</u>	VBS 3/10 OG	4044211055998	20 ST

### Screwdriver

Screwdriver with bare blade, Colour: Black-grey



Article number	Article name	GTIN (EAN)	Packaging unit
<u>1086.0</u>	SDB 0,6x3,5	4044211014797	1 ST