


Data sheet

2193.2 TK 2/K BG



Disconnect terminal, Screw connection, Mounting type: Mounting rail TS 35/7.5 and TS 32, Rated cross-section: 4 mm², Width: 8 mm, Colour: Beige

Business data

Article number	2193.2
Article name	TK 2/K BG
GTIN (EAN)	4044211050191
Packaging unit	100
Quantity unit	PC
Weight per piece (not including packaging)	15.2 g
Weight per piece (including packaging)	16 g
Unit of weight	G
Customs number	85369010
Country of origin	DE
Prio-Article	2193.2
Product description	Disconnect terminal

Technical data

Dimensions

Length	57.5 mm
Width	8 mm
Height TS 35/7.5	41 mm
Height TS 32	45.5 mm

Ratings

Rated voltage	300 V
Rated current	4 A
Rated impulse voltage	6 kV
Overvoltage category	III
Contamination degree	3
Maximum power dissipation for nominal condition	0.13 W

Connection data

Connection principle	Screw connection
Connection position	Lateral
Connections	2
Number of terminals per level	2
Number of levels	1
Wire cross-section single-core (rigid) / stranded, min.	0.2 mm ²
Wire cross-section single core (rigid)/stranded, max.	4 mm ²
Wire cross-section stranded, min.	0.2 mm ²
Wire cross-section stranded, max.	4 mm ²
Wire cross-section stranded with wire-end ferrules, min.	0.2 mm ²
Wire cross-section stranded with wire-end ferrules, max.	2.5 mm ²
Wire cross-section AWG, min.	22
Wire cross-section AWG, max.	12
Stripping length	9 mm
Screw head	Slotted
Screw threading	M 3
Tightening torque, min.	0.5 Nm
Tightening torque, max.	1 Nm

Technical data

Materials

Insulation housing	Polyamide 6.6
Flammability class UL 94	V-2
Working temperature, min.	-40 °C
Working temperature, max.	105 °C

Further technical data

Mounting type	Mounting rail TS 35/7.5 and TS 32
Gauge plug acc. to EN 60 947-1	A4
End plate required	✓
Version of lengthwise partition	Swivelling

Environmental Product Compliance

REACH Conform	No, yes
REACH Reference date	2023-06-14, 2024-01-23
REACH Candidate Substance Note	No
REACH CAS 1 Substance	LEAD
REACH CAS 1 Percent minimal	0.1 %
REACH CAS 1 Percent maximum	4 %
REACH CAS 1 Number	7439-92-1
RoHS Conform	yes
RoHS Exception rule	6c

Approvals

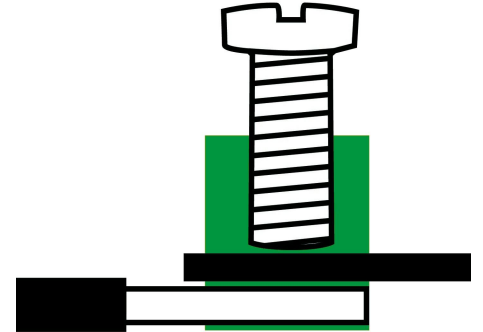
UL Recognized

UL approval	UL 1059
UL Usegroup B: rated voltage	600 V
UL Usegroup B: rated current	16 A
UL Usegroup C: rated voltage	600 V
UL Usegroup C: rated current	16 A
UL wire cross-section single-core (rigid) AWG, min.	22
UL wire cross-section single-core (rigid) AWG, max.	12
UL wire cross-section stranded AWG, min.	22
UL wire cross-section stranded AWG, max.	12
UL torque	7 Lb In
UL wire material	Cu
UL factory wiring	1
UL field wiring	1
UL Recognized	1

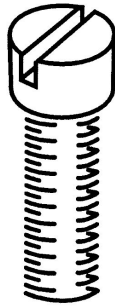
Data sheet

2193.2 TK 2/K BG

Media



M3



Accessories

End plate

End plate, Width: 1.5 mm, Colour: Beige



Article number	Article name	GTIN (EAN)	Packaging unit
<u>2046.2</u>	AP SI-1 BG	4044211048518	50

Insulated external cross-connector

External insulated cross-connector, No. of poles: 2, Mounting type: Plug in, Width: 16.1 mm, Rated current: 27 A; Colour: Yellow




Article number	Article name	GTIN (EAN)	Packaging unit
<u>2067.0</u>	AQI 2/8/11 YE	4044211048730	50 ST

External insulated cross-connector, No. of poles: 4, Mounting type: Plug in, Width: 32.3 mm, Rated current: 27 A; Colour: Yellow



Article number	Article name	GTIN (EAN)	Packaging unit
<u>2069.0</u>	AQI 4/8/11 YE	4044211048754	50 ST


External insulated cross-connector, No. of poles: 3, Mounting type: Plug in, Width: 24.2 mm, Rated current: 27 A; Colour: Yellow



Article number	Article name	GTIN (EAN)	Packaging unit
<u>2068.0</u>	AQI 3/8/11 YE	4044211048747	50 ST

End stop

End stop, Mounting type: Mounting rail TS 35/7.5, Width: 9.5 mm, Colour: Beige



Article number	Article name	GTIN (EAN)	Packaging unit
<u>2828.0</u>	ES 35/K/ST BG	4044211055547	50

Solid link



Solid link, Colour: natural

Article number	Article name	GTIN (EAN)	Packaging unit
<u>2470.0</u>	KH 5	4044211052607	100 ST

Screwdriver



Screwdriver with bare blade, Colour: Black-grey

Article number	Article name	GTIN (EAN)	Packaging unit
<u>1086.0</u>	SDB 0,6x3,5	4044211014797	1 ST