

Three-level initiator terminal | Multi-wire terminal, Tension-spring connection, Mounting type: Mounting rail TS 35/7.5, Rated cross-section: 2.5 mm<sup>2</sup>, Width: 5.1 mm, Colour: Beige

### Business data

Article number	3590.2
Article name	ZIKD 2,5 BG
GTIN (EAN)	4044211059460
Packaging unit	50
Quantity unit	PC
Weight per piece (not including packaging)	21.8 g
Weight per piece (including packaging)	23.75 g
Unit of weight	G
Customs number	85369010
Country of origin	EU
Prio-Article	3590.2
Product description	Three-level initiator terminal   Multi-wire terminal

# Data sheet

## 3590.2 ZIKD 2,5 BG

### Technical data

#### Dimensions

Length	116.2 mm
Width	5.1 mm
Height TS 35/7.5	68 mm

#### Ratings

Rated voltage	500 V
Rated current	24 A
Rated cross-section	2.5 mm <sup>2</sup>
Rated impulse voltage	6 kV
Overvoltage category	III
Contamination degree	3
Maximum power dissipation for nominal condition	2.3 W

#### Connection data

Connection principle	Tension-spring connection
Connection position	Top
Connections	3 x 2
Number of terminals per level	2
Number of levels	3
Wire cross-section single-core (rigid) / stranded, min.	0.5 mm <sup>2</sup>
Wire cross-section single core (rigid)/stranded, max.	4 mm <sup>2</sup>
Wire cross-section stranded, min.	0.5 mm <sup>2</sup>
Wire cross-section stranded, max.	4 mm <sup>2</sup>
Wire cross-section stranded with wire-end ferrules, min.	0.5 mm <sup>2</sup>
Wire cross-section stranded with wire-end ferrules, max.	2.5 mm <sup>2</sup>
Wire cross-section AWG, min.	20
Wire cross-section AWG, max.	12
Stripping length	10 mm

#### Materials

Insulation housing	Polyamide 6.6
Flammability class UL 94	V-0
Working temperature, min.	-40 °C
Working temperature, max.	120 °C

# Data sheet

## 3590.2 ZIKD 2,5 BG

---

### Technical data

---

#### Further technical data

Mounting type	Mounting rail TS 35/7,5
Gauge plug acc. to EN 60 947-1	A3
Number of cross-connection channels	3
End plate required	✓
Number of test pick-off options	6
Can be cross-connected	✓

#### Environmental Product Compliance

REACH Conform	Yes, yes
REACH Reference date	2023-06-14, 2024-06-27, 2024-06-27
REACH Candidate Substance Note	No
RoHS Conform	Yes, yes

### Approvals

#### Standards and regulations

EAC approval	TR ZU 004/2011
--------------	----------------

EAC approval granted	yes
----------------------	-----

#### CSA approval

CSA approval	C22.2 No 158
--------------	--------------

CSA approval granted	yes
----------------------	-----

CSA Usegroup C: rated voltage	300 V
-------------------------------	-------

CSA Usegroup C: rated current	15 A
-------------------------------	------

CSA wire cross-section AWG, min.	20
----------------------------------	----

CSA wire cross-section AWG, max.	12
----------------------------------	----

CSA stripping length	10 mm
----------------------	-------

#### CSAus approval

CSAus approval	UL 1059
----------------	---------

CSAus approval granted	yes
------------------------	-----

CSAus Usegroup C: rated voltage	300 V
---------------------------------	-------

CSAus Usegroup C: rated current	15 A
---------------------------------	------

CSAus wire cross-section AWG, min.	20
------------------------------------	----

CSAus wire cross-section AWG, max.	12
------------------------------------	----

CSAus stripping length	10 mm
------------------------	-------

#### cUL Recognized

cUL approval	C22.2 No 158
--------------	--------------

cUL Usegroup B: rated voltage	300 V
-------------------------------	-------

cUL Usegroup B: rated current	15 A
-------------------------------	------

cUL Usegroup C: rated voltage	300 V
-------------------------------	-------

cUL Usegroup C: rated current	15 A
-------------------------------	------

cUL Usegroup D: rated voltage	300 V
-------------------------------	-------

cUL Usegroup D: rated current	15 A
-------------------------------	------

cUL wire cross-section single-core (rigid) AWG, min.	20
------------------------------------------------------	----

cUL wire cross-section single-core (rigid) AWG, max.	12
------------------------------------------------------	----

cUL wire cross-section stranded AWG, min.	20
-------------------------------------------	----

cUL wire cross-section stranded AWG, max.	12
-------------------------------------------	----

cUL wire material	Cu
-------------------	----

cUL Recognized	1
----------------	---

### Approvals

#### KEMA KEUR approval

KEMA KEUR approval	EN 60947-7-1:2009
KEMA KEUR approval granted	yes
KEMA rated voltage	500 V
KEMA rated current	24 A
KEMA rated impulse voltage	6 kV
KEMA wire cross-section single core (rigid), min.	0.5 mm <sup>2</sup>
KEMA wire cross-section single-core (rigid), max.	4 mm <sup>2</sup>
KEMA wire cross-section stranded, min.	0.5 mm <sup>2</sup>
KEMA wire cross-section stranded, max.	4 mm <sup>2</sup>

#### UL Recognized

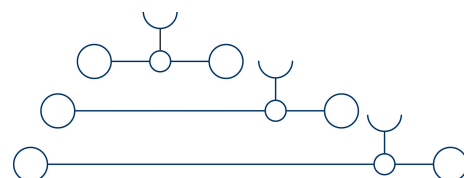
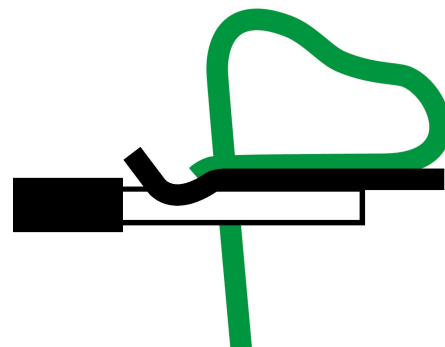
UL approval	UL 1059
UL Usegroup B: rated voltage	300 V
UL Usegroup B: rated current	15 A
UL Usegroup C: rated voltage	300 V
UL Usegroup C: rated current	15 A
UL Usegroup D: rated voltage	300 V
UL Usegroup D: rated current	15 A
UL wire cross-section single-core (rigid) AWG, min.	20
UL wire cross-section single-core (rigid) AWG, max.	12
UL wire cross-section stranded AWG, min.	20
UL wire cross-section stranded AWG, max.	12
UL wire material	Cu
UL factory wiring	1
UL field wiring	1
UL Recognized	1

### Approvals

#### DNV GL Approval

DNV GL Certificate number	TAE00000Y7
DNV GL Location Classes	Temperature: B, Humidity: B, Vibration: A
DNV GL approval granted	1
DNV GL rated cross-section	2.5 mm <sup>2</sup>
DNV GL rated current	24 A
DNV GL rated voltage	500 V
DNV GL test standard	IEC 60947-7-1:2009
DNV GL wire cross-section single-core (rigid), max.	4 mm <sup>2</sup>
DNV GL wire cross-section stranded, max.	2.5 mm <sup>2</sup>

Media



### Accessories

#### End plate



End plate, Width: 1.5 mm, Colour: Beige

Article number	Article name	GTIN (EAN)	Packaging unit
<u>3761.2</u>	ZAP 2,5/ID BG	4044211060855	20


#### Actuating tool



Actuating tool, No. of poles: 1, Colour: Black

Article number	Article name	GTIN (EAN)	Packaging unit
<u>3808.0</u>	BWMA 1 (0,5 x 3,5 mm)	4044211078850	1 ST

#### End stop



End stop, Mounting type: Mounting rail TS 35/7.5 and TS 35/15, Width: 6 mm, Colour: Beige

Article number	Article name	GTIN (EAN)	Packaging unit
<u>3748.2</u>	ZES 35 BG	4044211060572	50

#### Test adapter



Test adapter, Pitch size: 5.1 mm, Colour: Beige

Article number	Article name	GTIN (EAN)	Packaging unit
<u>3740.2</u>	ZTA 2,5 BG	4044211060497	10 ST

#### Insulated cross-connector



# Data sheet

## 3590.2 ZIKD 2,5 BG



Insulated cross-connector, No. of poles: 7, Mounting type: Plug in, Width: 34.6 mm, Rated cross-section: 2.5 mm<sup>2</sup>, Colour: Yellow

Article number	Article name	GTIN (EAN)	Packaging unit
<u>3715.8</u>	ZQI 2,5/7 YE	4044211060336	20



Insulated cross-connector, No. of poles: 2, Mounting type: Plug in, Width: 9.1 mm, Rated cross-section: 2.5 mm<sup>2</sup>, Colour: Yellow

Article number	Article name	GTIN (EAN)	Packaging unit
<u>3710.8</u>	ZQI 2,5/2 YE	4044211060282	50



Insulated cross-connector, No. of poles: 10, Mounting type: Plug in, Width: 49.9 mm, Rated cross-section: 2.5 mm<sup>2</sup>, Colour: Yellow

Article number	Article name	GTIN (EAN)	Packaging unit
<u>3718.8</u>	ZQI 2,5/10 YE	4044211060367	10



Insulated cross-connector, No. of poles: 3, Mounting type: Plug in, Width: 14.2 mm, Rated cross-section: 2.5 mm<sup>2</sup>, Colour: Yellow

Article number	Article name	GTIN (EAN)	Packaging unit
<u>3711.8</u>	ZQI 2,5/3 YE	4044211060299	50



Insulated cross-connector, No. of poles: 5, Mounting type: Plug in, Width: 24.4 mm, Rated cross-section: 2.5 mm<sup>2</sup>, Colour: Yellow

Article number	Article name	GTIN (EAN)	Packaging unit
<u>3713.8</u>	ZQI 2,5/5 YE	4044211060312	20



Insulated cross-connector, No. of poles: 8, Mounting type: Plug in, Width: 39.7 mm, Rated cross-section: 2.5 mm<sup>2</sup>, Colour: Yellow

Article number	Article name	GTIN (EAN)	Packaging unit
<u>3716.8</u>	ZQI 2,5/8 YE	4044211060343	10

# Data sheet

## 3590.2 ZIKD 2,5 BG



Insulated cross-connector, No. of poles: 4, Mounting type: Plug in, Width: 19.3 mm, Rated cross-section: 2.5 mm<sup>2</sup>, Colour: Yellow

Article number	Article name	GTIN (EAN)	Packaging unit
<u>3712.8</u>	ZQI 2,5/4 YE	4044211060305	20



Insulated cross-connector, No. of poles: 6, Mounting type: Plug in, Width: 29.5 mm, Rated cross-section: 2.5 mm<sup>2</sup>, Colour: Yellow

Article number	Article name	GTIN (EAN)	Packaging unit
<u>3714.8</u>	ZQI 2,5/6 YE	4044211060329	20

Insulated cross-connector, No. of poles: 99, Mounting type: Plug in, Width: 500 mm, Rated cross-section: 2.5 mm<sup>2</sup>, Colour: Yellow

Article number	Article name	GTIN (EAN)	Packaging unit
<u>3719.8</u>	ZQI 2,5/0,5 m/99 Pole YE	4044211060374	2

### Quick marking



Terminal marker / Pocket Maxicard, Length: 5 mm, Width: 5 mm, Colour: White

Article number	Article name	GTIN (EAN)	Packaging unit
<u>4600.7</u>	PMC SB 5/50 WH	4044211088903	500 ST

### Four-way cover



Cover, Length: 6.7 mm, Width: 20.4 mm, Colour: Yellow

Article number	Article name	GTIN (EAN)	Packaging unit
<u>3706.0</u>	ZAD 2,5/4/B YE	4044211060244	20 ST

### Vertical connector

# Data sheet

## 3590.2 ZIKD 2,5 BG



Vertical insulated cross-connector, No. of poles: 1, Colour: Orange

Article number	Article name	GTIN (EAN)	Packaging unit
<u>3744.2</u>	ZVQI 2,5 OG	4044211060534	20 ST

### Reducing sleeves

Reducing sleeve, Width: 51 mm, Pitch size: 5.1 mm, Colour: Grey



Article number	Article name	GTIN (EAN)	Packaging unit
<u>3751.6</u>	ZRH 2,5/0,25-0,5 GR	4044211060602	1000 ST

Reducing sleeve, Width: 51 mm, Pitch size: 5.1 mm, Colour: White



Article number	Article name	GTIN (EAN)	Packaging unit
<u>3750.7</u>	ZRH 2,5/0,13-0,2 WH	4044211060596	1000 ST

Reducing sleeve, Width: 51 mm, Pitch size: 5.1 mm, Colour: Black



Article number	Article name	GTIN (EAN)	Packaging unit
<u>3752.4</u>	ZRH 2,5/0,75-1,0 BK	4044211060619	1000 ST