

Feed-through terminal, Tension-spring connection, Mounting type: Mounting rail TS 35/7.5, Rated cross-section: 10 mm<sup>2</sup>, Width: 10.1 mm, Colour: Beige

### Business data

Article number	<u>3597.2</u>
Article name	ZRK 10/2A BG
GTIN (EAN)	4044211151997
Packaging unit	50
Quantity unit	PC
Weight per piece (not including packaging)	24.8 g
Weight per piece (including packaging)	26 g
Unit of weight	G
Customs number	85369010
Country of origin	CZ
Prio-Article	3597.2
Product description	Feed-through terminal

### Technical data

#### Dimensions

Length	73.5 mm
Width	10.1 mm
Height TS 35/7.5	50.5 mm

#### Ratings

Rated voltage	1000 V
Rated current	57 A
Rated cross-section	10 mm <sup>2</sup>
Rated impulse voltage	8 kV
Overvoltage category	III
Contamination degree	3
Maximum power dissipation for nominal condition	1.82 W

#### Connection data

Connection principle	Tension-spring connection
Connection position	Diagonal
Connections	2
Number of terminals per level	2
Number of levels	1
Wire cross-section single-core (rigid) / stranded, min.	1.5 mm <sup>2</sup>
Wire cross-section single core (rigid)/stranded, max.	16 mm <sup>2</sup>
Wire cross-section stranded, min.	1.5 mm <sup>2</sup>
Wire cross-section stranded, max.	10 mm <sup>2</sup>
Wire cross-section stranded with wire-end ferrules, min.	1.5 mm <sup>2</sup>
Wire cross-section stranded with wire-end ferrules, max.	10 mm <sup>2</sup>
Wire cross-section AWG, min.	16
Wire cross-section AWG, max.	6
Stripping length	18 mm

#### Materials

Insulation housing	Polyamide 6.6
Flammability class UL 94	V-0
Working temperature, min.	-40 °C
Working temperature, max.	120 °C

---

### Technical data

---

#### Further technical data

Mounting type	Mounting rail TS 35/7,5
Gauge plug acc. to EN 60 947-1	B6
Number of cross-connection channels	2
End plate required	✓
Number of test pick-off options	2

#### Environmental Product Compliance

REACH Conform	Yes, yes
REACH Reference date	2023-06-14, 2024-06-27, 2024-06-27
REACH Candidate Substance Note	No
RoHS Conform	Yes, yes

### Approvals

#### Standards and regulations

EAC approval	TR ZU 004/2011
--------------	----------------

EAC approval granted	yes
----------------------	-----

#### CSA approval

CSA approval	C22.2 No 158
--------------	--------------

CSA approval granted	yes
----------------------	-----

CSA Usegroup C: rated voltage	500 V
-------------------------------	-------

CSA Usegroup C: rated current	55 A
-------------------------------	------

CSA wire cross-section AWG, min.	16
----------------------------------	----

CSA wire cross-section AWG, max.	6
----------------------------------	---

CSA stripping length	18 mm
----------------------	-------

#### CSAus approval

CSAus approval	UL 1059
----------------	---------

CSAus approval granted	yes
------------------------	-----

CSAus Usegroup C: rated voltage	500 V
---------------------------------	-------

CSAus Usegroup C: rated current	55 A
---------------------------------	------

CSAus wire cross-section AWG, min.	16
------------------------------------	----

CSAus wire cross-section AWG, max.	6
------------------------------------	---

CSAus stripping length	18 mm
------------------------	-------

#### KEMA KEUR approval

KEMA KEUR approval	EN 60947-7-1:2009
--------------------	-------------------

KEMA KEUR approval granted	yes
----------------------------	-----

KEMA rated voltage	1000 V
--------------------	--------

KEMA rated current	57 A
--------------------	------

KEMA rated impulse voltage	8 kV
----------------------------	------

KEMA wire cross-section single core (rigid), min.	1.5 mm <sup>2</sup>
---	---------------------

KEMA wire cross-section single-core (rigid), max.	16 mm <sup>2</sup>
---	--------------------

KEMA wire cross-section stranded, min.	1.5 mm <sup>2</sup>
--	---------------------

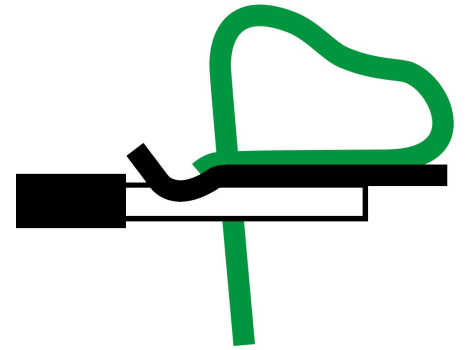
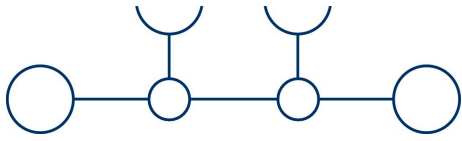
KEMA wire cross-section stranded, max.	16 mm <sup>2</sup>
--	--------------------

### Approvals

#### UL Recognized

UL approval	UL 1059
UL Usegroup B: rated voltage	500 V
UL Usegroup B: rated current	55 A
UL Usegroup C: rated voltage	500 V
UL Usegroup C: rated current	55 A
UL Usegroup D: rated voltage	500 V
UL Usegroup D: rated current	55 A
UL wire cross-section single-core (rigid) AWG, min.	16
UL wire cross-section single-core (rigid) AWG, max.	6
UL wire cross-section stranded AWG, min.	16
UL wire cross-section stranded AWG, max.	6
UL wire material	Cu
UL factory wiring	1
UL field wiring	1
UL Recognized	1

### Media



### Accessories


#### End plate



End plate, Width: 2 mm, Colour: Beige

Article number	Article name	GTIN (EAN)	Packaging unit
<u>3788.2</u>	ZAP 10/2A BG	4044211061159	20

#### End stop



End stop, Mounting type: Mounting rail TS 35/7.5 and TS 35/15, Width: 6 mm, Colour: Beige

Article number	Article name	GTIN (EAN)	Packaging unit
<u>3748.2</u>	ZES 35 BG	4044211060572	50


#### Insulated cross-connector



Insulated cross-connector, No. of poles: 2, Mounting type: Plug in, Width: 17.4 mm, Rated cross-section: 10 mm<sup>2</sup>, Colour: Yellow

Article number	Article name	GTIN (EAN)	Packaging unit
<u>3789.8</u>	ZQI 10/2 YE	4044211061173	20 ST

#### Quick marking



Terminal marker / Pocket Maxicard, Length: 5 mm, Width: 8 mm, Colour: White

Article number	Article name	GTIN (EAN)	Packaging unit
<u>9323.7</u>	PMC SB 8/40 WH	4044211129231	400 ST

#### Four-way cover

## 3597.2 ZRK 10/2A BG

Cover, Width: 40.4 mm, Colour: Yellow



Article number	Article name	GTIN (EAN)	Packaging unit
<u>3709.0</u>	ZAD 10/4/B YE	4044211060275	20 ST