

Ex feed-through terminal ATEX-certified, Screw connection, Mounting type: Mounting rail TS 35/7.5 and TS 32, Rated cross-section: 2.5 mm<sup>2</sup>, Width: 5 mm, Colour: Beige

### Business data

Article number	1426.2
Article name	RK 2,5 Ex BG
GTIN (EAN)	4044211044718
Explosion-proof version (EEx e)	yes
Packaging unit	100
Quantity unit	PC
Weight per piece (not including packaging)	6.6 g
Weight per piece (including packaging)	7.1 g
Unit of weight	G
Customs number	85369010
Country of origin	DE
Prio-Article	1426.2
Product description	Ex feed-through terminal ATEX-certified

# Data sheet

## 1426.2 RK 2,5 Ex BG

### Technical data

#### Dimensions

Length	48 mm
Width	5 mm
Height TS 35/7.5	47 mm
Height TS 32	51.5 mm

#### Ratings

Rated voltage	690 V
Rated current	26 A
Rated cross-section	2.5 mm <sup>2</sup>
Rated impulse voltage	8 kV
Overvoltage category	III
Contamination degree	3
Maximum power dissipation for nominal condition	0.83 W

#### Connection data

Connection principle	Screw connection
Connection position	Lateral
Connections	2
Number of terminals per level	2
Number of levels	1
Wire cross-section single-core (rigid) / stranded, min.	0.2 mm <sup>2</sup>
Wire cross-section single core (rigid)/stranded, max.	4 mm <sup>2</sup>
Wire cross-section stranded, min.	2.5 mm <sup>2</sup>
Wire cross-section stranded, max.	16 mm <sup>2</sup>
Wire cross-section stranded with wire-end ferrules, min.	0.2 mm <sup>2</sup>
Wire cross-section stranded with wire-end ferrules, max.	2.5 mm <sup>2</sup>
Wire cross-section AWG, min.	22
Wire cross-section AWG, max.	12
Stripping length	7 mm
Screw head	Slotted
Screw threading	M 2,5
Tightening torque, min.	0.4 Nm
Tightening torque, max.	0.8 Nm

# Data sheet

## 1426.2 RK 2,5 Ex BG

---

### Technical data

---

#### Materials

Insulation housing	Polyamide 6.6
Flammability class UL 94	V-2
Working temperature, min.	-40 °C
Working temperature, max.	105 °C

#### Further technical data

Mounting type	Mounting rail TS 35/7.5 and TS 32
Gauge plug acc. to EN 60 947-1	A3
Number of cross-connection channels	1
End plate required	✓
Number of test pick-off options	1

#### Environmental Product Compliance

REACH Conform	yes
REACH Reference date	2023-06-14, 2024-01-23
REACH Candidate Substance Note	No
RoHS Conform	yes

### Approvals

#### Standards and regulations

ATEX certification number	NEMKO ATEX 1136 U
EAC approval	TR ZU 004/2011
EAC approval granted	yes

#### CSAus approval

CSAus approval	UL 1059
CSAus approval granted	yes
CSAus File Number	042110_0_000

#### cUL Recognized

cUL approval	C22.2 No 158
cUL Usegroup B: rated voltage	600 V
cUL Usegroup B: rated current	20 A
cUL Usegroup C: rated voltage	600 V
cUL Usegroup C: rated current	20 A
cUL wire cross-section single-core (rigid) AWG, min.	22
cUL wire cross-section single-core (rigid) AWG, max.	12
cUL wire cross-section stranded AWG, min.	22
cUL wire cross-section stranded AWG, max.	12
cUL torque	5.3 Nm
cUL wire material	Cu
cUL File Number	E95701
cUL Recognized	1

### Approvals

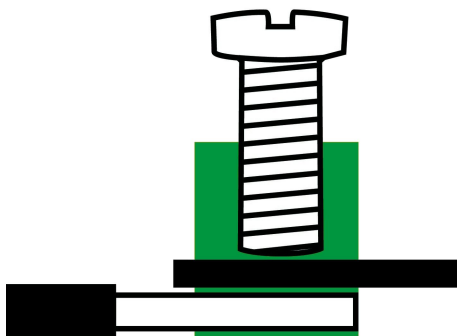
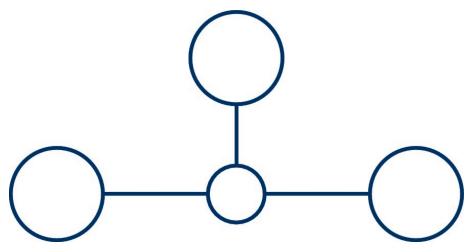
#### UL Recognized

UL approval	UL 1059
UL Usegroup B: rated voltage	600 V
UL Usegroup B: rated current	20 A
UL Usegroup C: rated voltage	600 V
UL Usegroup C: rated current	20 A
UL wire cross-section single-core (rigid) AWG, min.	22
UL wire cross-section single-core (rigid) AWG, max.	12
UL wire cross-section stranded AWG, min.	22
UL wire cross-section stranded AWG, max.	12
UL torque	5.3 Lb In
UL wire material	Cu
UL factory wiring	1
UL field wiring	1
UL File Number	E95701
UL Recognized	1

### Media



EAC



# Data sheet

## 1426.2 RK 2,5 Ex BG

### Accessories

#### Cover



Cover, Length: 20 mm, Width: 24 mm, Colour: Yellow

Article number	Article name	GTIN (EAN)	Packaging unit
<u>2713.0</u>	AD 4/20/B/E YE	4044211054540	50 ST



Cover, Length: 26.5 mm, Width: 5 mm, Colour: White

Article number	Article name	GTIN (EAN)	Packaging unit
<u>2962.0</u>	AD 1/5 WH	4044211056919	50 ST



Cover, Length: 20 mm, Width: 24 mm, Colour: Yellow

Article number	Article name	GTIN (EAN)	Packaging unit
<u>2712.0</u>	AD 4/20/B YE	4044211054533	50 ST



Cover, Length: 26.5 mm, Width: 5 mm, Colour: Yellow

Article number	Article name	GTIN (EAN)	Packaging unit
<u>2952.0</u>	AD 1/5/B YE	4044211056803	50 ST

#### End plate




End plate, Width: 1.5 mm, Colour: Beige

Article number	Article name	GTIN (EAN)	Packaging unit
<u>2001.2</u>	AP 2,5-10 BG	4044211047979	50

#### End stop

# Data sheet


## 1426.2 RK 2,5 Ex BG



End stop, Mounting type: Mounting rail TS 35/7.5, Width: 9.5 mm, Colour: Beige

Article number	Article name	GTIN (EAN)	Packaging unit
<u>2828.0</u>	ES 35/K/ST BG	4044211055547	50

### Quick marking



Terminal marker / Pocket Maxicard, Length: 5 mm, Width: 5 mm, Colour: White

Article number	Article name	GTIN (EAN)	Packaging unit
<u>4600.7</u>	PMC SB 5/50 WH	4044211088903	500 ST


### Insulation plate



Insulation plate, Colour: Beige

Article number	Article name	GTIN (EAN)	Packaging unit
<u>2566.2</u>	TRS 3 BG	4044211053567	100 ST

### Partition plate



Partition plate, Width: 1.5 mm, Colour: Beige

Article number	Article name	GTIN (EAN)	Packaging unit
<u>2002.2</u>	TW 2,5-10 BG	4044211048044	50

### Test adapters



Test adapter, Length: 37.3 mm, Pitch size: 5 mm, Colour: Beige

Article number	Article name	GTIN (EAN)	Packaging unit
<u>2812.0</u>	TA 5/1/ST	4044211055394	10 ST