

Feed-through terminal, Screw connection, Mounting type: Mounting rail TS 35/7.5, Rated cross-section: 10 mm<sup>2</sup>, Width: 8 mm, Colour: Beige

### Business data

Article number	<u>17117.2</u>
Article name	SRK 6/2A SAS BG
GTIN (EAN)	4044211149000
Packaging unit	80
Quantity unit	PC
Weight per piece (not including packaging)	13.4 g
Weight per piece (including packaging)	14.26 g
Unit of weight	G
Customs number	85369010
Country of origin	DE
Prio-Article	17117.2
Product description	Feed-through terminal

---

### Technical data

---

#### Dimensions

Length	62.5 mm
Width	8 mm
Height TS 35/7.5	47 mm

#### Ratings

Rated voltage	320 V
Rated current	41 A
Current load, max.	57 A
Rated cross-section	10 mm <sup>2</sup>
Rated impulse voltage	8 kV
Overvoltage category	III
Contamination degree	3
Maximum power dissipation for nominal condition	1.31 W

### Technical data

#### Connection data

Connection principle	Screw connection
Connection position	Lateral
Connections	4
Special connection	Spade flat plug Faston 2.8 mm
Number of terminals per level	2
Number of levels	1
Wire cross-section single-core (rigid) / stranded, min.	0.2 mm <sup>2</sup>
Wire cross-section single core (rigid)/stranded, max.	10 mm <sup>2</sup>
Wire cross-section stranded, min.	0.2 mm <sup>2</sup>
Wire cross-section stranded, max.	10 mm <sup>2</sup>
Wire cross-section stranded with wire-end ferrules,min.	0.2 mm <sup>2</sup>
Wire cross-section stranded with wire-end ferrules,max.	6 mm <sup>2</sup>
Wire cross-section AWG, min.	22
Wire cross-section AWG, max.	8
Stripping length	10 mm
Screw head	Slotted
Screw threading	M 3,5
Tightening torque, min.	0.8 Nm
Tightening torque, max.	1.6 Nm
Wire cross-section single-core (rigid) / stranded, AWGmax.	8
Wire cross-section single-core (rigid) / stranded, AWG min.	22
Wire cross-section stranded, AWG max.	8
Wire cross-section stranded, AWG min.	22
Wire cross-section stranded with wire-end ferrules, AWG max.	10
Wire cross-section stranded with wire-end ferrules, AWG min.	22

#### Materials

Insulation housing	Polyamide 6.6
Flammability class UL 94	V-0
Working temperature, min.	-40 °C
Working temperature, max.	120 °C

---

### Technical data

---

#### Further technical data

Mounting type	Mounting rail TS 35/7,5
Gauge plug acc. to EN 60 947-1	A5
Number of cross-connection channels	2
End plate required	✓
Number of test pick-off options	1

#### Environmental Product Compliance

REACH Conform	Yes, yes
REACH Reference date	2024-01-23
REACH Candidate Substance Note	No
RoHS Conform	yes

---

### Approvals

---

#### Standards and regulations

---

EAC approval	TR ZU 004/2011
--------------	----------------

---

EAC approval granted	yes
----------------------	-----

---

#### German Lloyd approval

---

DNV GL Certificate number	TAE00002JG
---------------------------	------------

---

DNV GL Location Classes	Temperature: B, Humidity: B, Vibration: A
-------------------------	---

---

DNV GL approval granted	1
-------------------------	---

---

DNV GL rated cross-section	6 mm <sup>2</sup>
----------------------------	-------------------

---

DNV GL rated current	57 A
----------------------	------

---

DNV GL rated impulse voltage	8 kV
------------------------------	------

---

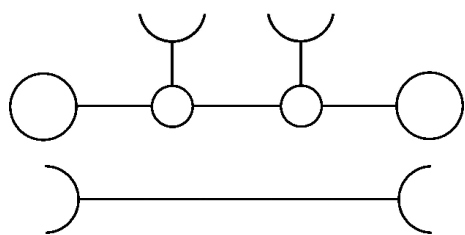
DNV GL rated voltage	1000 V
----------------------	--------

---

DNV GL test standard	IEC 60947-7-1:2009
----------------------	--------------------

---

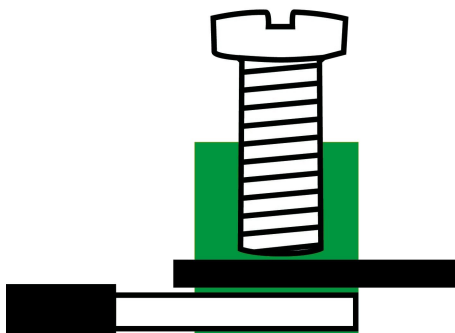
### Media



**M3.5**



**EAC**



### Accessories

#### Cover

Cover, Width: 8 mm, Colour: Yellow



Article number	Article name	GTIN (EAN)	Packaging unit
<u>17297.8</u>	SAD 1/8/B YE	4044211205454	50 ST

#### Measurement pick-off terminal

Measurement pick-off terminal, Screw connection, Mounting type: On base, Rated cross-section: 4 mm<sup>2</sup>, Width: 6.6 mm, Colour: Beige



Article number	Article name	GTIN (EAN)	Packaging unit
<u>17121.2</u>	SMAG 6/4 BG	4044211172114	10 ST

#### End plate

End plate, Width: 1.5 mm, Colour: Beige



Article number	Article name	GTIN (EAN)	Packaging unit
<u>2001.2</u>	AP 2,5-10 BG	4044211047979	50

#### End stop

End stop, Mounting type: Mounting rail TS 35/7.5 and TS 35/15, Width: 8 mm, Colour: Beige



Article number	Article name	GTIN (EAN)	Packaging unit
<u>17250.2</u>	SES 35 BG	4044211178253	50

#### Insulation cap for cross-connector

## 17117.2 SRK 6/2A SAS BG



Insulating cap, Colour: Yellow

Article number	Article name	GTIN (EAN)	Packaging unit
<u>17200.8</u>	SQIK 2,5-10 YE	4044211148539	20

### Insulated cross-connector



Insulated cross-connector, No. of poles: 7, Mounting type: Plug in, Width: 54.8 mm, Rated cross-section: 6 mm<sup>2</sup>, Colour: Yellow

Article number	Article name	GTIN (EAN)	Packaging unit
<u>17226.8</u>	SQI 6/7 YE	4044211148799	20



Insulated cross-connector, No. of poles: 8, Mounting type: Plug in, Width: 62.9 mm, Rated cross-section: 6 mm<sup>2</sup>, Colour: Yellow

Article number	Article name	GTIN (EAN)	Packaging unit
<u>17227.8</u>	SQI 6/8 YE	4044211148805	10



Insulated cross-connector, No. of poles: 4, Mounting type: Plug in, Width: 30.5 mm, Rated cross-section: 6 mm<sup>2</sup>, Colour: Yellow

Article number	Article name	GTIN (EAN)	Packaging unit
<u>17223.8</u>	SQI 6/4 YE	4044211148768	20



Insulated cross-connector, No. of poles: 9, Mounting type: Plug in, Width: 71 mm, Rated cross-section: 6 mm<sup>2</sup>, Colour: Yellow

Article number	Article name	GTIN (EAN)	Packaging unit
<u>17228.8</u>	SQI 6/9 YE	4044211148812	10



Insulated cross-connector, No. of poles: 10, Mounting type: Plug in, Width: 79.1 mm, Rated cross-section: 6 mm<sup>2</sup>, Colour: Yellow

Article number	Article name	GTIN (EAN)	Packaging unit
<u>17229.8</u>	SQI 6/10 YE	4044211148829	10



## 17117.2 SRK 6/2A SAS BG

### Insulated cross-connector



Insulated cross-connector, No. of poles: 2, Mounting type: Plug in, Width: 14.3 mm, Rated cross-section: 6 mm<sup>2</sup>, Colour: Yellow

Article number	Article name	GTIN (EAN)	Packaging unit
<u>17221.8</u>	SQI 6/2 YE	4044211148744	50



Insulated cross-connector, No. of poles: 3, Mounting type: Plug in, Width: 22.4 mm, Rated cross-section: 6 mm<sup>2</sup>, Colour: Yellow

Article number	Article name	GTIN (EAN)	Packaging unit
<u>17222.8</u>	SQI 6/3 YE	4044211148751	50



Insulated cross-connector, No. of poles: 6, Mounting type: Plug in, Width: 46.7 mm, Rated cross-section: 6 mm<sup>2</sup>, Colour: Yellow

Article number	Article name	GTIN (EAN)	Packaging unit
<u>17225.8</u>	SQI 6/6 YE	4044211148782	20



Insulated cross-connector, No. of poles: 30, Mounting type: Plug in, Width: 240 mm, Rated cross-section: 6 mm<sup>2</sup>, Colour: Yellow

Article number	Article name	GTIN (EAN)	Packaging unit
<u>17230.8</u>	SQI 6/30 YE	4044211148836	5




Insulated cross-connector, No. of poles: 5, Mounting type: Plug in, Width: 38.6 mm, Rated cross-section: 6 mm<sup>2</sup>, Colour: Yellow

Article number	Article name	GTIN (EAN)	Packaging unit
<u>17224.8</u>	SQI 6/5 YE	4044211148775	20

## 17117.2 SRK 6/2A SAS BG


### Quick marking



Terminal marker / Pocket Maxicard, Length: 5 mm, Width: 8 mm, Colour: White

Article number	Article name	GTIN (EAN)	Packaging unit
<u>9323.7</u>	PMC SB 8/40 WH	4044211129231	400 ST

### Partition plate



Partition plate, Width: 1.5 mm, Colour: Beige

Article number	Article name	GTIN (EAN)	Packaging unit
<u>2002.2</u>	TW 2,5-10 BG	4044211048044	50

### Test adapters



Test adapter, Length: 70 mm, Pitch size: 5 mm, Colour: Beige


Article number	Article name	GTIN (EAN)	Packaging unit
<u>17260.2</u>	STA 5/1 BG	4044211171599	10 ST



Test adapter, Length: 70 mm, Pitch size: 3 mm, Colour: Beige

Article number	Article name	GTIN (EAN)	Packaging unit
<u>17262.2</u>	STA ZP3 BG	4044211171612	10 ST

### ##INVERSE##CONTA-CONNECT



Test adapter, Length: 70 mm, Pitch size: 5 mm, Colour: Beige

Article number	Article name	GTIN (EAN)	Packaging unit
<u>17260.2</u>	STA 5/1 BG	4044211171599	10 ST

## 17117.2 SRK 6/2A SAS BG

---

##INVERSE##CONTA-CONNECT

---



Test adapter, Length: 70 mm, Pitch size: 3 mm, Colour: Beige

Article number	Article name	GTIN (EAN)	Packaging unit
<u>17262.2</u>	STA ZP3 BG	4044211171612	10 ST

---