

Feed-through terminal, Screw connection, Mounting type: Mounting rail TS 35/7.5, Rated cross-section: 16 mm², Width: 12.1 mm, Colour: Beige

Business data

Article number	<u>17127.2</u>
Article name	SRK 16/2A/Z/IS BG
GTIN (EAN)	4044211181048
Packaging unit	50
Quantity unit	PC
Weight per piece (not including packaging)	28.47 g
Weight per piece (including packaging)	28.67 g
Unit of weight	G
Customs number	85369010
Country of origin	DE
Product description	Feed-through terminal
Colour	Beige

Technical data

Dimensions

Length	53 mm
Width	12.1 mm
Height TS 35/7.5	55 mm

Ratings

Rated voltage	1000 V
Rated current	76 A
Current load, max.	101 A
Rated cross-section	16 mm ²
Rated impulse voltage	8 kV
Overvoltage category	III
Contamination degree	3
Maximum power dissipation for nominal condition	2.43 W

Technical data

Connection data

Connection principle	Screw connection
Connection position	Lateral
Connections	2
Number of terminals per level	2
Number of levels	1
Wire cross-section single-core (rigid) / stranded, min.	1.5 mm ²
Wire cross-section single core (rigid)/stranded, max.	25 mm ²
Wire cross-section stranded, min.	1.5 mm ²
Wire cross-section stranded, max.	25 mm ²
Wire cross-section stranded with wire-end ferrules,min.	1 mm ²
Wire cross-section stranded with wire-end ferrules,max.	16 mm ²
Wire cross-section AWG, min.	16
Wire cross-section AWG, max.	4
Stripping length	14 mm
Screw head	Inner hex (Allen)
Screw threading	M 5
Tightening torque, min.	2.5 Nm
Tightening torque, max.	3 Nm
Wire cross-section single-core (rigid) / stranded, AWGmax.	4
Wire cross-section single-core (rigid) / stranded, AWGmin.	16
Wire cross-section stranded, AWG max.	4
Wire cross-section stranded, AWG min.	16
Wire cross-section stranded with wire-end ferrules, AWG max.	6
Wire cross-section stranded with wire-end ferrules, AWG min.	16

Materials

Insulation housing	Polyamide 6.6
Flammability class UL 94	V-0
Working temperature, min.	-40 °C
Working temperature, max.	120 °C

Technical data

Further technical data

Mounting type	Mounting rail TS 35/7,5
Gauge plug acc. to EN 60 947-1	A7
Number of cross-connection channels	2
End plate required	✓
Number of test pick-off options	1

Environmental Product Compliance

REACH Conform	yes
REACH Reference date	2024-01-23
REACH Candidate Substance Note	No
RoHS Conform	yes

Approvals

Standards and regulations

EAC approval	TR ZU 004/2011
EAC approval granted	yes

CSA approval

CSA approval	C22.2 No 158
CSA approval granted	yes
CSA Usegroup C: rated voltage	600 V
CSA Usegroup C: rated current	80 A
CSA wire cross-section AWG, min.	16
CSA wire cross-section AWG, max.	4
CSA torque, max.	3 Nm
CSA torque, min.	2.5 Nm

CSAus approval

CSAus approval	UL 1059
CSAus approval granted	yes
CSAus Usegroup C: rated voltage	600 V
CSAus Usegroup C: rated current	80 A
CSAus wire cross-section AWG, min.	16
CSAus wire cross-section AWG, max.	4
CSAus torque, min.	2.5 Nm
CSAus torque, max.	3 Nm

KEMA KEUR approval

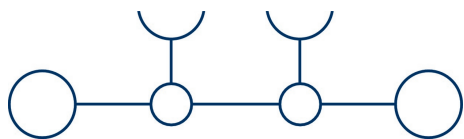
KEMA KEUR approval	EN 60947-7-1:2009
KEMA KEUR approval granted	yes
KEMA rated voltage	1000 V
KEMA rated current	76 A
KEMA rated impulse voltage	8 kV
KEMA wire cross-section single core (rigid), min.	1.5 mm ²
KEMA wire cross-section single-core (rigid), max.	16 mm ²
KEMA wire cross-section stranded, min.	1.5 mm ²
KEMA wire cross-section stranded, max.	16 mm ²
KEMA torque, min.	2.5 Nm
KEMA torque, max.	3 Nm

Approvals

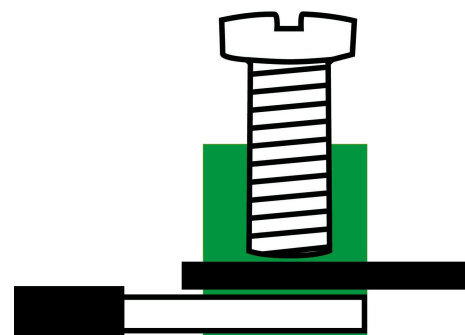
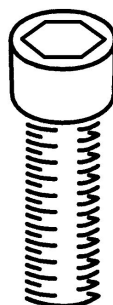
UL Recognized

UL approval	UL 1059
UL Usegroup B: rated voltage	600 V
UL Usegroup B: rated current	80 A
UL Usegroup C: rated voltage	600 V
UL Usegroup C: rated current	80 A
UL wire cross-section single-core (rigid) AWG, min.	16
UL wire cross-section single-core (rigid) AWG, max.	4
UL wire cross-section stranded AWG, min.	16
UL wire cross-section stranded AWG, max.	4
UL torque, min.	22.1 Lb In.
UL torque, max.	26.5 Lb In.
UL wire material	Cu
UL factory wiring	1
UL field wiring	1
UL Recognized	1

Media



M5



EAC

Accessories

Cover



Cover, Colour: White

Article number	Article name	GTIN (EAN)	Packaging unit
<u>17248.7</u>	SAD 1/12/B WH	4044211181123	20 ST



Cover, Length: 33.25 mm, Width: 12 mm, Colour: Yellow

Article number	Article name	GTIN (EAN)	Packaging unit
<u>17249.8</u>	SAD 1/12/B YE	4044211199210	20 ST


Measurement pick-off terminal



Measurement pick-off terminal, Screw connection, Mounting type: On base, Rated cross-section: 6 mm², Width: 8.3 mm, Colour: Beige

Article number	Article name	GTIN (EAN)	Packaging unit
<u>17135.2</u>	SMAG 16/6 BG	4044211181093	10 ST

End plate



End plate, Width: 1.5 mm, Colour: Beige

Article number	Article name	GTIN (EAN)	Packaging unit
<u>17254.2</u>	SAP 16/2A BG	4044211181109	20

17127.2 SRK 16/2A/Z/IS BG

End stop



End stop, Mounting type: Mounting rail TS 35/7.5 and TS 35/15, Width: 8 mm, Colour: Beige

Article number	Article name	GTIN (EAN)	Packaging unit
17250.2	SES 35 BG	4044211178253	50


Insulated cross-connector



Insulated cross-connector, No. of poles: 2, Mounting type: Plug in, Width: 20 mm, Rated cross-section: 16 mm², Colour: Yellow

Article number	Article name	GTIN (EAN)	Packaging unit
17247.8	SQI 16/2 YE	4044211181116	20 ST

Quick marking



Terminal marker / Pocket Maxicard, Length: 5 mm, Width: 8 mm, Colour: White

Article number	Article name	GTIN (EAN)	Packaging unit
9323.7	PMC SB 8/40 WH	4044211129231	400 ST

##INVERSE##CONTA-CONNECT



Measurement pick-off terminal, Screw connection, Mounting type: On base, Rated cross-section: 6 mm², Width: 8.3 mm, Colour: Beige

Article number	Article name	GTIN (EAN)	Packaging unit
17135.2	SMAG 16/6 BG	4044211181093	10 ST