

Protective earth terminal, Tension-spring connection, Mounting type: Mounting rail TS 35/7.5, Rated cross-section: 4 mm<sup>2</sup>, Width: 6.1 mm, Colour: Green-yellow

### Business data

Article number	3527.2
Article name	ZSL 4/4A GNYE
GTIN (EAN)	4044211151812
Packaging unit	100
Quantity unit	PC
Weight per piece (not including packaging)	20 g
Weight per piece (including packaging)	20.8 g
Unit of weight	G
Customs number	85369010
Country of origin	BG
Product description	Protective earth terminal
Colour	Green-yellow

### Technical data

#### Dimensions

Length	93 mm
Width	6.1 mm
Height TS 35/7.5	42 mm

#### Ratings

Rated cross-section	4 mm <sup>2</sup>
Overvoltage category	III
Contamination degree	3

#### Connection data

Connection principle	Tension-spring connection
Connection position	Diagonal
Connections	4
Number of terminals per level	4
Number of levels	1
Wire cross-section single-core (rigid) / stranded, min.	0.5 mm <sup>2</sup>
Wire cross-section single core (rigid)/stranded, max.	6 mm <sup>2</sup>
Wire cross-section stranded, min.	0.6 mm <sup>2</sup>
Wire cross-section stranded, max.	6 mm <sup>2</sup>
Wire cross-section stranded with wire-end ferrules, min.	0.5 mm <sup>2</sup>
Wire cross-section stranded with wire-end ferrules, max.	4 mm <sup>2</sup>
Wire cross-section AWG, min.	20
Wire cross-section AWG, max.	10
Stripping length	12 mm

#### Materials

Insulation housing	Polyamide 6.6
Flammability class UL 94	V-0
Working temperature, min.	-40 °C
Working temperature, max.	120 °C

#### Further technical data

Mounting type	Mounting rail TS 35/7,5
Gauge plug acc. to EN 60 947-1	A4
End plate required	✓
Number of test pick-off options	2

---

### Technical data

---

#### Environmental Product Compliance

---

REACH Conform	yes
REACH Reference date	2024-01-23
REACH Candidate Substance Note	No
RoHS Conform	yes

---

### Approvals

#### Standards and regulations

EAC approval	TR ZU 004/2011
--------------	----------------

EAC approval granted	yes
----------------------	-----

#### CSA approval

CSA approval	C22.2 No 158
--------------	--------------

CSA approval granted	yes
----------------------	-----

CSA wire cross-section AWG, min.	20
----------------------------------	----

CSA wire cross-section AWG, max.	10
----------------------------------	----

CSA stripping length	10 mm
----------------------	-------

#### CSAus approval

CSAus approval	UL 1059
----------------	---------

CSAus approval granted	yes
------------------------	-----

CSAus wire cross-section AWG, min.	20
------------------------------------	----

CSAus wire cross-section AWG, max.	10
------------------------------------	----

CSAus stripping length	10 mm
------------------------	-------

#### cUL Recognized

cUL approval	C22.2 No 158
--------------	--------------

cUL wire cross-section single-core (rigid) AWG, min.	20
--	----

cUL wire cross-section single-core (rigid) AWG, max.	10
--	----

cUL wire cross-section stranded AWG, min.	20
---	----

cUL wire cross-section stranded AWG, max.	10
---	----

cUL wire material	Cu
-------------------	----

cUL Recognized	1
----------------	---

#### KEMA KEUR approval

KEMA KEUR approval	EN 60947-7-2:2009
--------------------	-------------------

KEMA KEUR approval granted	yes
----------------------------	-----

KEMA wire cross-section single core (rigid), min.	0.5 mm <sup>2</sup>
---	---------------------

KEMA wire cross-section single-core (rigid), max.	6 mm <sup>2</sup>
---	-------------------

KEMA wire cross-section stranded, min.	0.5 mm <sup>2</sup>
--	---------------------

KEMA wire cross-section stranded, max.	6 mm <sup>2</sup>
--	-------------------

### Approvals

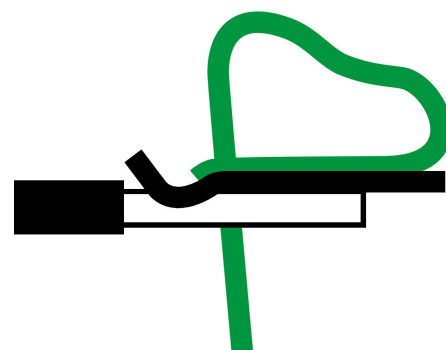
#### UL Recognized

UL approval	UL 1059
UL wire cross-section single-core (rigid) AWG, min.	20
UL wire cross-section single-core (rigid) AWG, max.	10
UL wire cross-section stranded AWG, min.	20
UL wire cross-section stranded AWG, max.	10
UL wire material	Cu
UL factory wiring	1
UL field wiring	1
UL Recognized	1

#### DNV GL Approval

DNV GL Certificate number	TAE00000YB
DNV GL Location Classes	Temperature: B, Humidity: B, Vibration: A
DNV GL approval granted	1
DNV GL rated cross-section	4 mm <sup>2</sup>
DNV GL test standard	IEC 60947-7-2:2009
DNV GL wire cross-section single-core (rigid), max.	6 mm <sup>2</sup>
DNV GL wire cross-section stranded, max.	4 mm <sup>2</sup>

### Media



### Accessories

#### End plate


End plate, Width: 2 mm, Colour: Beige



Article number	Article name	GTIN (EAN)	Packaging unit
<u>3705.2</u>	ZAP 4/4A BG	4044211060213	50

#### End stop


End stop, Mounting type: Mounting rail TS 35/7.5 and TS 35/15, Width: 6 mm, Colour: Beige



Article number	Article name	GTIN (EAN)	Packaging unit
<u>3748.2</u>	ZES 35 BG	4044211060572	50

#### Quick marking

Terminal marker / Pocket Maxicard, Length: 5 mm, Width: 6 mm, Colour: White



Article number	Article name	GTIN (EAN)	Packaging unit
<u>4702.7</u>	PMC SB 6/50 WH	4044211089986	500 ST

#### Screwdriver

Screwdriver with bare blade, Colour: Black-grey




Article number	Article name	GTIN (EAN)	Packaging unit
<u>1086.0</u>	SDB 0,6x3,5	4044211014797	1 ST

#### Four-way cover

## 3527.2 ZSL 4/4A GNYE

Cover, Length: 8 mm, Width: 24.4 mm, Colour: Yellow



Article number	Article name	GTIN (EAN)	Packaging unit
<u>3707.0</u>	ZAD 4/4/B YE	4044211060251	20 ST

### Reducing sleeves

Reducing sleeve, Width: 61 mm, Pitch size: 6.1 mm, Colour: White



Article number	Article name	GTIN (EAN)	Packaging unit
<u>3753.7</u>	ZRH 4/0,13-0,2 WH	4044211060626	1000 ST

Reducing sleeve, Width: 61 mm, Pitch size: 6.1 mm, Colour: Black



Article number	Article name	GTIN (EAN)	Packaging unit
<u>3755.4</u>	ZRH 4/0,75-1,0 BK	4044211060640	1000 ST

Reducing sleeve, Width: 61 mm, Pitch size: 6.1 mm, Colour: Grey



Article number	Article name	GTIN (EAN)	Packaging unit
<u>3754.6</u>	ZRH 4/0,25-0,5 GR	4044211060633	1000 ST