

Motor-connection terminal, Tension-spring connection, Mounting type: Mounting rail TS 35/7.5, Rated cross-section: 2.5 mm<sup>2</sup>, Width: 5.1 mm, Colour: Beige

### Business data

Article number	<u>3582.2</u>
Article name	ZVMAK 2,5 BG
GTIN (EAN)	4044211059309
Packaging unit	50
Quantity unit	PC
Weight per piece (not including packaging)	27.4 g
Weight per piece (including packaging)	28.8 g
Unit of weight	G
Customs number	85369010
Country of origin	BG
Prio-Article	3582.2
Product description	Motor-connection terminal

### Technical data

#### Dimensions

Length	103.5 mm
Width	5.1 mm
Height TS 35/7.5	73 mm

#### Ratings

Rated voltage	400 V
Rated current	24 A
Rated cross-section	2.5 mm <sup>2</sup>
Rated impulse voltage	6 kV
Overvoltage category	III
Contamination degree	3
Maximum power dissipation for nominal condition	2.3 W

#### Connection data

Connection principle	Tension-spring connection
Connection position	Diagonal
Connections	3 x 2 + 1
Number of terminals per level	2
Number of levels	3
Wire cross-section single-core (rigid) / stranded, min.	0.5 mm <sup>2</sup>
Wire cross-section single core (rigid)/stranded, max.	4 mm <sup>2</sup>
Wire cross-section stranded, min.	0.5 mm <sup>2</sup>
Wire cross-section stranded, max.	4 mm <sup>2</sup>
Wire cross-section stranded with wire-end ferrules, min.	0.5 mm <sup>2</sup>
Wire cross-section stranded with wire-end ferrules, max.	2.5 mm <sup>2</sup>
Wire cross-section AWG, min.	20
Wire cross-section AWG, max.	12
Stripping length	10 mm

#### Materials

Insulation housing	Polyamide 6.6
Flammability class UL 94	V-0
Working temperature, min.	-40 °C
Working temperature, max.	120 °C

---

### Technical data

---

#### Further technical data

Mounting type	Mounting rail TS 35/7,5
Gauge plug acc. to EN 60 947-1	A3
End plate required	✓
Number of test pick-off options	6
PE connection available	✓
Can be cross-connected	✓

#### Environmental Product Compliance

REACH Conform	yes
REACH Reference date	2023-06-14, 2024-01-23
REACH Candidate Substance Note	No
RoHS Conform	yes

### Approvals

#### Standards and regulations

EAC approval	TR ZU 004/2011
--------------	----------------

EAC approval granted	yes
----------------------	-----

#### CSA approval

CSA approval	C22.2 No 158
--------------	--------------

CSA approval granted	yes
----------------------	-----

CSA Usegroup C: rated voltage	300 V
-------------------------------	-------

CSA Usegroup C: rated current	15 A
-------------------------------	------

CSA wire cross-section AWG, min.	20
----------------------------------	----

CSA wire cross-section AWG, max.	12
----------------------------------	----

CSA stripping length	10 mm
----------------------	-------

#### CSAus approval

CSAus approval	UL 1059
----------------	---------

CSAus approval granted	yes
------------------------	-----

CSAus Usegroup C: rated voltage	300 V
---------------------------------	-------

CSAus Usegroup C: rated current	15 A
---------------------------------	------

CSAus wire cross-section AWG, min.	20
------------------------------------	----

CSAus wire cross-section AWG, max.	12
------------------------------------	----

CSAus stripping length	10 mm
------------------------	-------

#### cUL Recognized

cUL approval	C22.2 No 158
--------------	--------------

cUL Usegroup B: rated voltage	300 V
-------------------------------	-------

cUL Usegroup B: rated current	15 A
-------------------------------	------

cUL Usegroup C: rated voltage	300 V
-------------------------------	-------

cUL Usegroup C: rated current	15 A
-------------------------------	------

cUL Usegroup D: rated voltage	300 V
-------------------------------	-------

cUL Usegroup D: rated current	15 A
-------------------------------	------

cUL wire cross-section single-core (rigid) AWG, min.	20
--	----

cUL wire cross-section single-core (rigid) AWG, max.	12
--	----

cUL wire cross-section stranded AWG, min.	20
---	----

cUL wire cross-section stranded AWG, max.	12
---	----

cUL wire material	Cu
-------------------	----

cUL Recognized	1
----------------	---

### Approvals

#### KEMA KEUR approval

KEMA KEUR approval	EN 60947-7-1:2009
KEMA KEUR approval granted	yes
KEMA rated voltage	400 V
KEMA rated current	24 A
KEMA rated impulse voltage	6 kV
KEMA wire cross-section single core (rigid), min.	0.5 mm <sup>2</sup>
KEMA wire cross-section single-core (rigid), max.	4 mm <sup>2</sup>
KEMA wire cross-section stranded, min.	0.5 mm <sup>2</sup>
KEMA wire cross-section stranded, max.	4 mm <sup>2</sup>

#### UL Recognized

UL approval	UL 1059
UL Usegroup B: rated voltage	300 V
UL Usegroup B: rated current	15 A
UL Usegroup C: rated voltage	300 V
UL Usegroup C: rated current	15 A
UL Usegroup D: rated voltage	300 V
UL Usegroup D: rated current	15 A
UL wire cross-section single-core (rigid) AWG, min.	20
UL wire cross-section single-core (rigid) AWG, max.	12
UL wire cross-section stranded AWG, min.	20
UL wire cross-section stranded AWG, max.	12
UL wire material	Cu
UL factory wiring	1
UL field wiring	1
UL Recognized	1

---

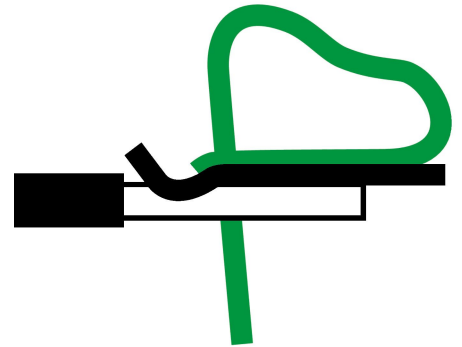
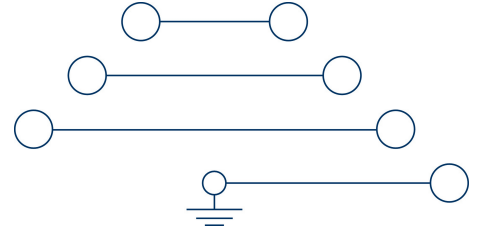
### Approvals

---

#### DNV GL Approval

DNV GL Certificate number	TAE00000Y7
DNV GL Location Classes	Temperature: B, Humidity: B, Vibration: A
DNV GL approval granted	1
DNV GL rated cross-section	2.5 mm <sup>2</sup>
DNV GL rated current	24 A
DNV GL rated voltage	400 V
DNV GL test standard	IEC 60947-7-1:2009
DNV GL wire cross-section single-core (rigid), max.	4 mm <sup>2</sup>
DNV GL wire cross-section stranded, max.	2.5 mm <sup>2</sup>

### Media



### Accessories

#### End plate



End plate, Width: 1.5 mm, Colour: Beige

Article number	Article name	GTIN (EAN)	Packaging unit
<u>3762.2</u>	ZAP MA BG	4044211060886	20

#### Insulated external cross-connector



External insulated cross-connector, No. of poles: 3, Mounting type: Plug in, Width: 14.36 mm, Rated current: 27 A; Colour: Yellow

Article number	Article name	GTIN (EAN)	Packaging unit
<u>2024.0</u>	AQI 3/5/15 YE	4044211048273	50



External insulated cross-connector, No. of poles: 2, Mounting type: Plug in, Width: 9.26 mm, Rated current: 27 A; Colour: Yellow

Article number	Article name	GTIN (EAN)	Packaging unit
<u>2023.0</u>	AQI 2/5/15 YE	4044211048266	50 ST

#### Actuating tool



Actuating tool, No. of poles: 1, Colour: Black


Article number	Article name	GTIN (EAN)	Packaging unit
<u>3808.0</u>	BWMA 1 (0,5 x 3,5 mm)	4044211078850	1 ST

#### End stop



# Data sheet

## 3582.2 ZVMAK 2,5 BG



End stop, Mounting type: Mounting rail TS 35/7.5 and TS 35/15, Width: 6 mm, Colour: Beige

Article number	Article name	GTIN (EAN)	Packaging unit
<u>3748.2</u>	ZES 35 BG	4044211060572	50

### Test adapter



Test adapter, Pitch size: 5.1 mm, Colour: Beige

Article number	Article name	GTIN (EAN)	Packaging unit
<u>3740.2</u>	ZTA 2,5 BG	4044211060497	10 ST

### Quick marking



Terminal marker / Pocket Maxicard, Length: 5 mm, Width: 5 mm, Colour: White

Article number	Article name	GTIN (EAN)	Packaging unit
<u>4600.7</u>	PMC SB 5/50 WH	4044211088903	500 ST

### Four-way cover



Cover, Length: 6.7 mm, Width: 20.4 mm, Colour: Yellow

Article number	Article name	GTIN (EAN)	Packaging unit
<u>3706.0</u>	ZAD 2,5/4/B YE	4044211060244	20 ST

### Reducing sleeves



Reducing sleeve, Width: 51 mm, Pitch size: 5.1 mm, Colour: Grey

Article number	Article name	GTIN (EAN)	Packaging unit
<u>3751.6</u>	ZRH 2,5/0,25-0,5 GR	4044211060602	1000 ST

### Reducing sleeves

---

Reducing sleeve, Width: 51 mm, Pitch size: 5.1 mm, Colour: White



Article number	Article name	GTIN (EAN)	Packaging unit
<u>3750.7</u>	ZRH 2,5/0,13-0,2 WH	4044211060596	1000 ST

---

Reducing sleeve, Width: 51 mm, Pitch size: 5.1 mm, Colour: Black



Article number	Article name	GTIN (EAN)	Packaging unit
<u>3752.4</u>	ZRH 2,5/0,75-1,0 BK	4044211060619	1000 ST

---