

PCB terminal, Screw connection, No. of poles: 12, Width: 62.5 mm, Colour: Green

Business data

Article number	5012.1
Article name	PK 2,5/12/5,00 GN
GTIN (EAN)	4044211065423
Packaging unit	15
Quantity unit	PC
Packaging type	Carton
Type of banding	Without
Weight per piece (not including packaging)	22.8 g
Weight per piece (including packaging)	25.3 g
Unit of weight	G
Customs number	85369010
Country of origin	CZ
Prio-Article	5012.1

Technical data

Dimensions

Length	12 mm
Length of the pin	4.5 mm
Width	62.5 mm
Width left	2.5 mm
Width right	5 mm
Height	20 mm
Drill hole diameter	1.3 mm
Pitch	5 mm

Ratings

Rated voltage	250 V
Rated current	16 A
Rated cross-section	2.5 mm ²
Rated impulse voltage	4 kV
Overvoltage category	III
Contamination degree	3

Connection data

Connection principle	Screw connection
Connection type of PCB	Solder connection
Type of attachment to circuit board	Connecting contact
Angle of PCB/wire connection	0°/180° (horizontal)
No. of poles	12
Number of levels	1
Wire cross-section single-core (rigid) / stranded, min.	0.2 mm ²
Wire cross-section single core (rigid)/stranded, max.	4 mm ²
Wire cross-section stranded, min.	0.2 mm ²
Wire cross-section stranded, max.	2.5 mm ²
Wire cross-section stranded with wire-end ferrules, min.	0.2 mm ²
Wire cross-section stranded with wire-end ferrules, max.	2.5 mm ²
Wire cross-section AWG, min.	24
Wire cross-section AWG, max.	14
Stripping length	7 mm
Screw threading	M 2,5
Torque	0.6 Nm

Technical data

Materials

Insulation housing	Polyamide 6.6
Flammability class UL 94	V-2
Working temperature, min.	-30 °C
Working temperature, max.	105 °C
Clamping element	Steel
Screws	Steel
Soldering lug	Copper

Further technical data

Storage temperature, min.	-40 °C
Storage temperature, max.	105 °C
Insulation resistance	1*10 ¹² Ohm x cm
Creepage-current resistance	CTI 600
Glow wire flammability index GWFI	GWFI 960
GWFI after-glow time	30 Sek.
Glow wire ignition temperature GWIT	GWIT 775 °C
GWIT exposure time	5 Sek.
Recommended wave soldering temperature	260 °C
Recommended wave soldering duration, min.	3 Sek.
Recommended wave soldering duration, max.	4 Sek.

Environmental Product Compliance

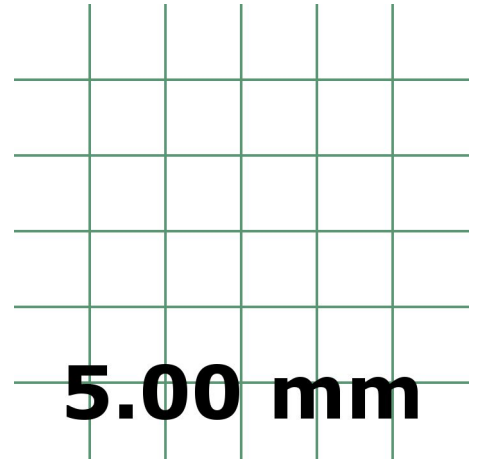
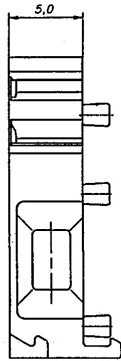
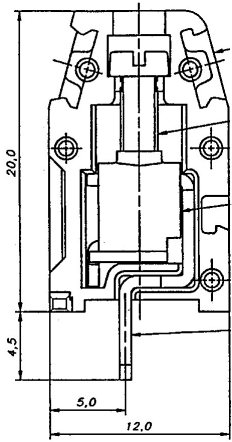
REACH Conform	yes
REACH Reference date	2023-06-14, 2024-01-23
REACH Candidate Substance Note	No
RoHS Conform	yes

Approvals

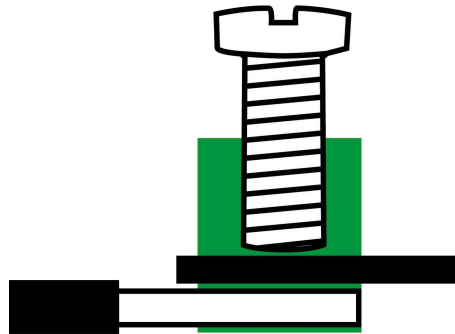
CSA approval

CSA approval	CSA 22.2 No.158
CSA approval granted	yes
CSA Usegroup B: rated voltage	300 V
CSA Usegroup B: rated current	20 A
CSA wire cross-section AWG, min.	24
CSA wire cross-section AWG, max.	14
CSA stripping length	7 mm
CSA torque	0.6 Nm

Media



M2.5



Accessories
