

PCB terminal, Screw connection, No. of poles: 15, Width: 77.5 mm, Colour: Green

### Business data

Article number	5015.1
Article name	PK 2,5/15/5,00 GN
GTIN (EAN)	4044211065485
Packaging unit	10
Quantity unit	PC
Packaging type	Carton
Type of banding	Without
Weight per piece (not including packaging)	28.5 g
Weight per piece (including packaging)	31.3 g
Unit of weight	G
Customs number	85369010
Country of origin	CZ
Prio-Article	5015.1

### Technical data

#### Dimensions

Length	12 mm
Length of the pin	4.5 mm
Width	77.5 mm
Width left	2.5 mm
Width right	5 mm
Height	20 mm
Drill hole diameter	1.3 mm
Pitch	5 mm

#### Ratings

Rated voltage	250 V
Rated current	16 A
Rated cross-section	2.5 mm <sup>2</sup>
Rated impulse voltage	4 kV
Overvoltage category	III
Contamination degree	3

#### Connection data

Connection principle	Screw connection
Connection type of PCB	Solder connection
Type of attachment to circuit board	Connecting contact
Angle of PCB/wire connection	0°/180° (horizontal)
No. of poles	15
Number of levels	1
Wire cross-section single-core (rigid) / stranded, min.	0.2 mm <sup>2</sup>
Wire cross-section single core (rigid)/stranded, max.	4 mm <sup>2</sup>
Wire cross-section stranded, min.	0.2 mm <sup>2</sup>
Wire cross-section stranded, max.	2.5 mm <sup>2</sup>
Wire cross-section stranded with wire-end ferrules, min.	0.2 mm <sup>2</sup>
Wire cross-section stranded with wire-end ferrules, max.	2.5 mm <sup>2</sup>
Wire cross-section AWG, min.	24
Wire cross-section AWG, max.	14
Stripping length	7 mm
Screw threading	M 2,5
Torque	0.6 Nm

### Technical data

#### Materials

Insulation housing	Polyamide 6.6
Flammability class UL 94	V-2
Working temperature, min.	-30 °C
Working temperature, max.	105 °C
Clamping element	Steel
Screws	Steel
Soldering lug	Copper

#### Further technical data

Storage temperature, min.	-40 °C
Storage temperature, max.	105 °C
Insulation resistance	1*10 <sup>12</sup> Ohm x cm
Creepage-current resistance	CTI 600
Glow wire flammability index GWFI	GWFI 960
GWFI after-glow time	30 Sek.
Glow wire ignition temperature GWIT	GWIT 775 °C
GWIT exposure time	5 Sek.
Recommended wave soldering temperature	260 °C
Recommended wave soldering duration, min.	3 Sek.
Recommended wave soldering duration, max.	4 Sek.

#### Environmental Product Compliance

REACH Conform	yes
REACH Reference date	2023-06-14, 2024-01-23
REACH Candidate Substance Note	No
RoHS Conform	yes

---

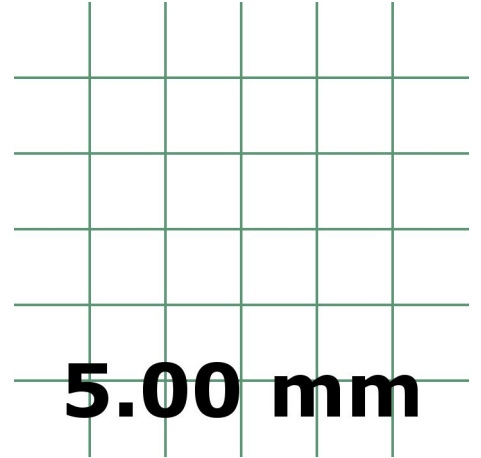
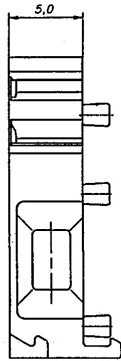
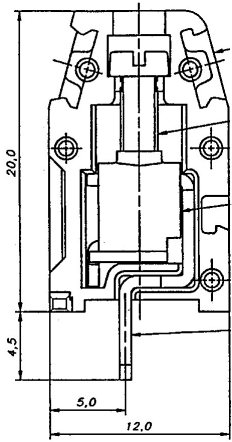
### Approvals

---

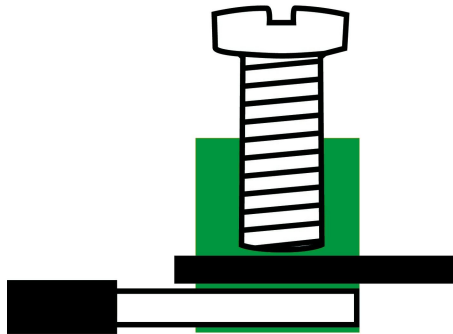
#### CSA approval

CSA approval	CSA 22.2 No.158
CSA approval granted	yes
CSA Usegroup B: rated voltage	300 V
CSA Usegroup B: rated current	20 A
CSA wire cross-section AWG, min.	24
CSA wire cross-section AWG, max.	14
CSA stripping length	7 mm
CSA torque	0.6 Nm

### Media



# M2.5



---

### Accessories

---