

INSTALLATION INSTRUCTIONS & CONDITIONS FOR SAFE USE

TERMINAL Blocks: SRK Series

Ex eb IIC Gb  II 2 GD Ex eb IIC Gb

TERMINAL Blocks: SRK- Series

IECEX Certificate of Conformity DEK 12.0006U Ex eb IIC Gb

UK-Type Examination Certificate UL21UKEX2334U Ex eb IIC Gb

EU-Type Examination Certificate DEKRA 12ATEX0039U II 2 GD Ex eb IIC Gb

Notified Body No. of Ex - QA: 0035 UKEX UKQAN

Standards:

EN-IEC 60079-0:2018 and EN-IEC 60079-7:2015 +A1:2018

Terminal Blocks: SRK/SSL

Version: SRK 6/2A* Order No 87805.*
 in conjunction with: SSL 6/2A* Order No 87806.*

Accessories:

End Plate: AP 2.5-10* Order No 2001.*
 Partition Plate: TW 2.5-10* Order No 2002.*
 End Bracket: SES 35* Order No 17250.*
 Terminal Rail: TS 35/... according to DIN EN 60715

Cross- connections:

Pluggable SQI 6/2* Order No 17221.*
 Pluggable SQI 6/3* Order No 17222.*
 Pluggable SQI 6/4* Order No 17223.*
 Pluggable SQI 6/5* Order No 17224.*
 Pluggable SQI 6/6* Order No 17225.*
 Pluggable SQI 6/7* Order No 17226.*
 Pluggable SQI 6/8* Order No 17227.*
 Pluggable SQI 6/9* Order No 17228.*
 Pluggable SQI 6/10* Order No 17229.*
 Pluggable SQI 6/30* Order No 17230.*

Insulation material:

Type: PA 6.6
 Tracking resistance (A) to IEC 60112: CTI ≥ 600
 Flammability class to UL 94: V-0

Operating temperature range: -40 °C to + 85 °C
 Ambient temperature range: -40 °C to + 40 °C (for T6 applications)
 Ambient temperature range: -40 °C to + 85 °C (for T1 - T5 applications)

* in all colours with different .* numbers (0-9)

INSTALLATION INSTRUCTIONS & CONDITIONS FOR SAFE USE

TERMINAL Blocks: SRK Series

Technical data according to IEC/EN 60079-7 (increased safety "eb"):

	SRK 6/2A	SSL 6/2A
Rated insulation voltage [V]:	500	
Rated voltage [V]:	550	
Rated current [A]:	57	
Temperature rise [K]:	40 (64,4A; 10 mm ²)	
Rated current with SQI [A]:	41	
Contact resistance with rated conductor [m OHM]:	3,34	
Rated conductor cross section [mm ²] (AWG):	10 (8)	10 (8)
Conductor cross section solid [mm ²]:	0,5 – 10	0,5 – 10
Conductor cross section stranded [mm ²]:	0,5 – 10	0,5 – 10
Conductor cross section flexible [mm ²]:	0,5 – 10	0,5 – 10
cross section, American Wire Gauge [AWG]:	20-8	20-8
2 conductors with same cross-section [mm ²]:	0,5 – 2,5	0,5 – 2,5
Tightening torque range, terminal screw [Nm]:	1,2 – 2,0	1,2 – 2,0
Stripping length [mm]:	10	10

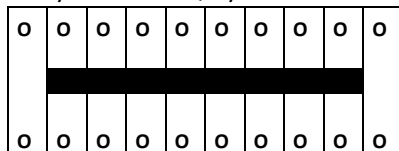
IECEX / ATEX / UKEX Terminal and Cross-Connector Arrangements:

Max voltage data according to IEC/EN 60079-7 in conjunction with protective conductor terminal blocks of the SSL-Series, (increased safety "eb"):

Application Cases:

A Continuous

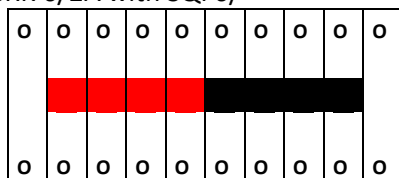
SRK 6/2A with SQI 6/*



Rated Voltage [V]: 550

B Adjacent

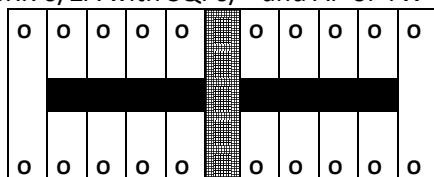
SRK 6/2A with SQI 6/*



Rated Voltage [V]: 500

C Adjacent- separated by a partition plate

SRK 6/2A with SQI 6/* and AP or TW



Rated Voltage [V]: 320

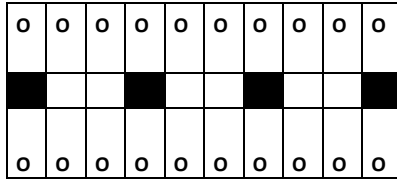
INSTALLATION INSTRUCTIONS & CONDITIONS FOR SAFE USE

TERMINAL Blocks: SRK Series

D Intermediate - bridging one or more unconnected terminals

SRK 6/2A with SQI 6/*

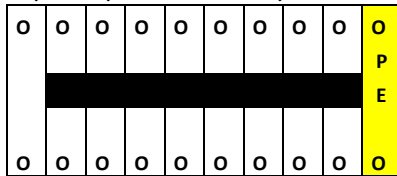
Rated Voltage [V]: 320



E Next to a protective conductor terminal (earth) without a partition plate

SRK/SSL 6/2A with SQI 6/*

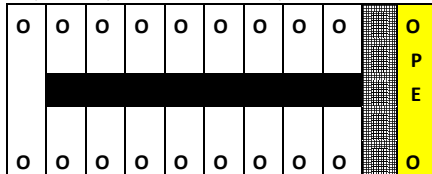
Rated Voltage [V]: 550



F Next to a protective conductor terminal (earth) separated

SRK/SSL 6/2A with SQI 6/* and AP or TW

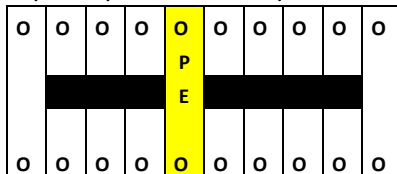
Rated Voltage [V]: 550



G Bridging a protective conductor terminal (earth)

SRK/SSL 6/2A with SQI 6/*

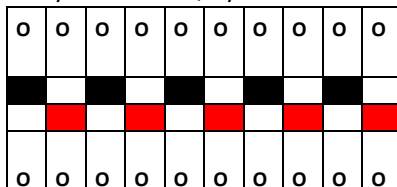
Rated Voltage [V]: 320



H Cross-connection with double bridging

SRK 6/2A with SQI 6/*

Rated Voltage [V]: 100



INSTALLATION INSTRUCTIONS & CONDITIONS FOR SAFE USE

TERMINAL Blocks: SRK Series

Note:

If smaller cross sections than the rated cross section are used, the belonging lower current has to be laid down in the IECEx Certificate of Conformity or UK-Type Examination Certificate or EU-Type Examination Certificate of the complete apparatus.

Mounting instructions:

The SRK/SSL series is suitable for application in enclosures in atmospheres with flammable gases or combustible dust. For use in flammable gases these enclosures must satisfy the requirements according to IEC/EN60079-0 and IEC/EN60079-7. For use in combustible dust these enclosures must satisfy the requirements according to IEC/EN60079-0 and IEC/EN60079-31.

Regarding the use of accessories the instructions of the manufacturer must be followed.

Schedule of Limitations:

The SRK/SSL terminals are suitable for use in enclosures in atmospheres with flammable gases or combustible dust. For flammable gases these enclosures must satisfy the requirements according to IEC/EN 60079-0 and IEC/EN 60079-7. For combustible dust the enclosure must satisfy the requirements according to IEC/EN 60079-0 and IEC/EN 60079-31.

The enclosure shall be constructed to block all sun and UV light from affecting the terminal blocks. The terminal blocks shall be placed inside a suitable certified IP54 enclosure in type of protection "e" for gas atmosphere. For dust atmosphere the terminal blocks shall be mounted inside a suitable certified enclosure (IEC/EN 60079-31) in type of protection "t" .

Under normal operating conditions the temperature rise of the terminal blocks is less than 40 K, measured at the maximum permitted rated current. Due to the above mentioned, the terminal blocks may be used in apparatus of temperature classes T6..T1 as long as the terminal block ambient temperature range is not exceeded. No part of terminal block must exceed +85 °C under any condition.

Operating temperature range:	-40 °C to + 85 °C
Ambient temperature range:	-40 °C to + 40 °C (for T6 applications)
Ambient temperature range:	-40 °C to + 85 °C (for T1 - T5 applications)

When using the type SRK/SSL especially with other terminal blocks series or sizes or accessories the requirements for clearance and creepage distances according to table 2 of IEC/EN 60079-7 must be observed. Regarding the use of covers, cross-connectors and end brackets the instructions of the manufacturer must be followed.

For cross connection accessories, current rating, resistance across the terminal and torque values please refer to the table under "Technical data according to IEC/EN 60079-7" above.

The terminal can be used with either one or two wires into either side of the terminal. When two wires are used they must be of the same type, and of equal sizes. No other wire sizes or types than the ones specified in instructions must be used. The terminal blocks must either be mounted next to another block of the same type and size or with an end plate.

When assembling with other approved terminal blocks series, sizes and accessories the required creepage distances and clearances must be considered.

If smaller conductor cross sections than the rated conductor cross sections are used, then the corresponding lower current shall be stated in the Certificate of the complete apparatus.



Unused terminals shall be tightened.

Manually cut cross connections and cross connections with blank ends (SQI 6/* ≥ 30 poles) shall not be used.



Essential Health and Safety Requirements:

ATEX

Concerning ESRs this Schedule verifies compliance with the Annex III of ATEX directive only. By placing the product on the market, the manufacturer declares compliance with other relevant Directives, and all other safety related requirements including those of Annex II of this Directive.

UKEX

Concerning ESRs this Schedule verifies compliance with Schedule 1 of UKEX directive and Equipment and Protective Systems Intended for Use in Potentially Explosive Atmospheres Regulations 2016 only. By placing the product on the market, the manufacturer declares compliance with other relevant Directives, and all other safety related requirements including those of Schedule 1 of this Directive.